

# Pinnacle Xtra

SFI 2.7B Certifiable Cage



The Pinnacle Xtra is not just a wide Jr dragster made with big tubing.

We did a complete redesign on this SFI 2.7B certifiable chassis. For the cage we raised the upper frame rail (not just the body) and stretched the foot box to make more leg, knee and foot room as well as add better containment for bigger drivers. All this makes it the safest Jr Dragster available. **The difference is in the details!**



Some of the features of the Pinnacle Xtra include the following:

It has a 22" wide inside dimension at the shoulders, the exclusive MT DTMS, adjustable offset spindles, a slip joint front clip and a new taller body and windshield.

## Features of the Pinnacle Xtra

See pages 4 & 5 for some of the standout features of the Pinnacle family.



The adult sized cage cloaked in a sleek body will fit the big kids comfortably (or dad for the parents race). It is 22" inside at the shoulders and the upper frame rail is raise up 2" higher than standard. The foot box is longer as well, to accommodate taller drivers. All this combined makes for more room from head to toe.



The pre-loaded slip joint front clip gives the car more front clip flex to aid in the smooth and consistent transfer of weight to the rear tires while some additional bracing preserves torsional stiffness to minimize chassis roll. A safety stop is also build in to prevent over travel.



Walt Crum, Ohio  
Pinnacle Xtra



The Xtra chassis features the exclusive **M-T Drive Train Mounting System (DTMS)** that has all the crew chiefs and tuners talking!

The DTMS was designed to address all of the headaches of clutching and gearing changes. Simple, quick and precise chain and belt adjustments, and lightening fast drive sprocket changes! Plus you can swap motors and not even have to reset the clutch belt length! Just talk to anyone who has turned the knobs on one of these and they will agree... it is one giant leap forward in "motorplate" innovation!



The exclusive **M-T Adjustable Offset Spindles** come standard on the Pinnacle Xtra. These spindles are 2 sets in 1 and quickly adjust to 0", 1", or 2" of offset giving you an easy way to adjust the car's reaction time. See pg 24 for more details.

The Xtra has all these features plus.....

- Quick release
- Stiletto rack & pinion
- Interchangeable Semi or Laydown seat
- **M-T Emergency Shutoff**
- Splined rear axle & sprocket hub
- M/T 19"x8" - 10" Rear Tires
- ¾ Wrap around windshield



See page 17 for a list of accessories discounted with the purchase of a car.

**402000 PINNACLE XTRA ROLLER \$ 6795.00**

Roll bar height \_\_\_\_\_  
 Roll bar width \_\_\_\_\_  
 Grips color \_\_\_\_\_  
 Semi or Laydown seat \_\_\_\_\_  
 Harness color \_\_\_\_\_  
 Throttle cable type \_\_\_\_\_  
 Front Wheels (pg 32) \_\_\_\_\_

Specifications are subject to change without notice.

**400343 COMPLETE CAR CRATE CHARGE \$ 225.00**

**Motivational Tubing.com**

**402000.....\$ 6795.00**

**Standard package includes the following**

CHASSIS	149" W.B. precision jig welded 3 pc SFI certifiable chromoly chassis, Flex Link rear clip w/DTMS, 3 bar slip joint front clip with aero tube A-arms, exit handles & helmet hook on roll bar (available 20" & 22" wide)
SUSPENSION	Flex Chassis (bolt on upgrades available)
SPINDLES	Exclusive M-T Adjustable Offset Aluminum Spindles
RACK & PINION	Stiletto
QUICK RELEASE	Standard
STEERING WHEEL	Large Aluminum butterfly w/ grips
INTERIOR	Aluminum floor, bulkhead & deflector w/ fiberglass seat (semi or laydown)
HARNESS	3" Crow 5 Point Camlock
ROLLBAR PAD	Optional
ELECTRICAL	2 Toggle switches, 2 conductor harness w/ coiled switch wire & M-T Emergency Shutoff
PEDALS & CABLE	Adjustable M-T pedals & throttle cable
MASTER CYLINDER	MCP Hi-Po billet
CALIPER	Dual MCP Minilite
ROTOR & HUB	Dual 6" dia x ¾" slotted steel rotor on aluminum hub
BRAKE LINE	Dual Stainless Braided AN3
AXLE	18" x 1 ¼" aluminum splined axle
AXLE BEARINGS	Free spin bearings in aluminum cassettes
SPROCKET HUB	Billet aluminum splined
SPROCKETS & CHAIN	Optional
FRONT TIRES	16" x 1.75" TF-100
FRONT WHEELS	Choice of M-T 16" Rotary Forged Wheels on pg 32
REAR TIRES	Mickey Thompson M2 19"x 8" - 10"
REAR WHEELS	Spun Aluminum 10" x 8" (3x5.25")
REAR HUB	Billet Aluminum 3 spoke/5.25"
CHAIN GUARD	Aluminum chain guard
CLUTCH GUARD	Optional
BODY	Floating fiberglass body & ABS nose with Fullbore aluminum fasteners
WINDSHIELD	Lexan clear ¾ wrap around
FUEL TANK	Large Mouth M-T Billet Aluminum
ENGINE MOUNTING	M-T Exclusive Drive Train Mounting System
JACKSHAFT	13" Keyed Jackshaft
CHASSIS FINISH	Black Powder Coat (colors optional)
BALLAST TANK	Optional - 25# removable, 75# permanent & 15# quick change tanks

All specifications subject to change without notice.

**THE PINNACLE XTRA**

**ORDER ONLINE @ [www.motivationaltubing.com](http://www.motivationaltubing.com)**

Motivational  
Tubing.com

# THE PINNACLE 330

THE PINNACLE 330



All of our Jr Dragsters come with the Motivational Tubing Emergency Shutoff standard!



\*Optional Blackout Package shown in all pictures

**The Pinnacle 330 is a rocket ship in disguise.** It's accomplishments speak louder than words! They include a whole passel of wins piloted by Matt Gillen and Valerie Clements! Matt piloted the Pinnacle 330 to a blistering 4.188 record back in 2008 to be the first into the teens and then a mind blowing 4.17 in 2010! 2009 SEJRA Heads-Up 330 Series Champion! 2009 Midwest Series Heads-Up 330 Runner Up! **We recognize that the details make all the difference!**



Some of the details that make the Pinnacle 330 a winner include the precision machined weld fixtures that we use to make our cars the freest rolling cars on the track, the DTMS making maintenance easier and much quicker, and a chassis designed and fine tuned to make the most of the horsepower your generating! With the THREE PIECE CHROMMOLY chassis we can keep you on the cutting edge by allowing you to upgrade as technology advances without replacing an entire chassis or car.



\*Optional Blackout Package shown in all pictures

The 330 chassis features the most advanced "motor plate" on the market. The exclusive **"4 Drive Train Mounting System (DTMS)** was designed to address all the head aches of clutching and gearing changes. Simple, quick and precise chain and belt adjustments, and fast clutch access. Plus you can swap motors and not even have to reset the clutch belt adjustment! Just talk to anyone who has turned the knobs on one of these and they will agree it is one giant leap forward in "motor plate" innovation!

The Slip joint front clip gives the car more front clip flex to aid in the smooth and consistent transfer of weight to the rear tires while some additional bracing preserves torsional stiffness to minimize chassis roll.




\*Optional Blackout Package shown in all pictures

The exclusive MT adjustable offset spindles allow you to squeeze every thousands out of your qualifying ET and go after the package and the win for eliminations. The switch only takes a few minutes and does not require realignment of the front end.



The 330 has all these features plus.....

- 25° Suspended Rear Clip
- Stiletto rack & pinion
- Interchangeable Semi or Laydown seat
-  Emergency Shutoff
- Splined rear axle & sprocket hub
- M/T 18"x8"-8" Rear Tires
- Tall body
- ½ Wrap around windshield

See page 17 for a list of accessories discounted with the purchase of a car.

**Blackout package available!**

Call for pricing

**402001 PINNACLE 330 ROLLER \$ 6295.00**

Roll bar height \_\_\_\_\_  
 Grips color \_\_\_\_\_  
 Semi or Laydown seat \_\_\_\_\_  
 Harness color \_\_\_\_\_  
 Throttle cable type \_\_\_\_\_  
 Front Wheels (pg 32) \_\_\_\_\_

Specifications are subject to change without notice.

**400343 COMPLETE CAR CRATE CHARGE \$ 225.00**

*Motivational Tubing.com*

**402001.....\$ 6295.00**

**Standard package includes the following**

CHASSIS	145" W.B. precision jig welded 3 pc chromoly chassis, 330 flex rear clip w/DTMS, 3 bar slip joint front clip with aero tube A-arms, exit handles & helmet hook on roll bar
SUSPENSION	330 Tuned Flex Chassis
SPINDLES	Exclusive M-T Adjustable Offset Aluminum Spindles
RACK & PINION	Stiletto
QUICK RELEASE	Standard
STEERING WHEEL	Large Aluminum butterfly w/grips
INTERIOR	Aluminum floor, bulkhead & deflector w/ fiberglass seat (semi or laydown)
HARNESS	Crow 5 Point Latch & Link
ROLLBAR PAD	Optional
ELECTRICAL	2 Toggle switches, 2 conductor harness w/ coiled switch wire & M-T Emergency Shutoff
PEDALS & CABLE	Adjustable M-T pedals & throttle cable
MASTER CYLINDER	MCP Hi-Po billet
CALIPER	Dual MCP Minilite
ROTOR & HUB	Dual 6" dia x 3/16" slotted steel rotor on aluminum hub
BRAKE LINE	Dual Stainless Braided AN3
AXLE	16" x 1 ¼" aluminum splined axle
AXLE BEARINGS	Free spin bearings in aluminum cassettes
SPROCKET HUB	Billet aluminum splined
SPROCKETS & CHAIN	Optional
FRONT TIRES	16" x 1.75" TF-100
FRONT WHEELS	Choice of M-T 16" Rotary Forged Wheels on pg 32
REAR TIRES	Mickey Thompson M2 18"x8" - 8"
REAR WHEELS	Spun Aluminum 8" x 8" (3x5.25")
REAR HUB	Billet Aluminum 3 spoke/5.25"
CHAIN GUARD	Aluminum chain guard
CLUTCH GUARD	Optional
BODY	Tall floating fiberglass body & ABS nose with Fullbore aluminum fasteners
WINDSHIELD	Lexan clear ½ wrap around
FUEL TANK	Large Mouth M-T Billet Aluminum
MOTOR MOUNTING	M-T Exclusive Drive Train Mounting System
JACKSHAFT	13" Keyed Jackshaft
CHASSIS FINISH	Black Powder Coat (Colors optional)
BALLAST TANK	Optional - 25# removable, 75# permanent & 15# quick change tanks

All specifications subject to change without notice.

**THE PINNACLE 330**

ORDER ONLINE @ [www.motivationaltubing.com](http://www.motivationaltubing.com)


# THE PINNACLE T/F

*The difference  
is in  
the DETAILS!*

The **Pinnacle T/F** is the flagship of the Pinnacle line. We have pulled out all the stops for this one. **The T/F is engineered to hook up, go fast and look good doing it.** The difference is in the detail!



All of our Jr Dragsters come with the Motivational Tubing Emergency Shutoff standard!



Some of the truly innovative features of the Pinnacle T/F include the following:

The exclusive "M" DTMS, adjustable offset spindles, adjustable rear suspension and a sprung slip joint front clip. Talk about getting more for your hard earned dollar!

## Features of the Pinnacle T/F

See pages 4 & 5 for some of the standout features of the Pinnacle family.



We have done extensive testing and geometric analysis to design & massage a suspension geometry that has a larger sweet spot and will plant the tires and keep them stuck, even on a marginal surface, translating to that quicker and more consistent E.T. we are all looking for. As the car launches the suspension utilizes the inertia of the driver and front half of the car as well as the torque from the power plant to drive the rear tires down into the track. Then, as it proceeds down track, the chassis slowly settles back down, never unloading the tires the way a conventional car that depends on chassis flex does. The suspension is fully adjustable and all suspension pivot joints have replaceable bushings or bearings for maximum durability and consistency.

Wyatt Wagner, Kansas  
Pinnacle T/F



The pre-loaded slip joint front clip gives the car more front clip flex to aid in the smooth and consistent transfer of weight to the rear tires while some additional bracing preserves torsional stiffness to minimize chassis roll. A safety stop is also build in to prevent over travel.



The splined center pull chain drive and dual rear brake calipers with 6" rotors tucked inside the wheels for reduced rotating inertia allow for greater acceleration and lower ET's.



The T/F chassis features the exclusive **M-T Drive Train Mounting System (DTMS)** that has all the crew chiefs and tuners talking! The DTMS was designed to address all of the headaches of clutching and gearing changes. Simple, quick and precise chain and belt adjustments, and lightening fast drive sprocket changes! Plus you can swap motors and not even have to reset the clutch belt length! Just talk to anyone who has turned the knobs on one of these and they will agree... it is one giant leap forward in "motorplate" innovation!



The exclusive **M-T Adjustable Offset Spindles** come standard on the Pinnacle T/F. These spindles are 2 sets in 1 and quickly adjust to 0", 1", or 2" of offset giving you an easy way to adjust the car's reaction time. See pg 24 for more details.

The T/F has all these features plus.....

- 25° Suspended Rear Clip
- Stiletto rack & pinion
- Interchangeable Semi or Laydown seat
- **M-T** Emergency Shutoff
- Splined rear axle & sprocket hub
- M/T 18"x8"-8" Rear Tires
- ¾ Wrap around windshield for better visibility

See page 17 for a list of accessories discounted with the purchase of a car.

## 402002 PINNACLE T/F ROLLER \$ 6595.00

Roll bar height \_\_\_\_\_  
 Grips color \_\_\_\_\_  
 Semi or Laydown seat \_\_\_\_\_  
 Harness color \_\_\_\_\_  
 Throttle cable type \_\_\_\_\_  
 Front Wheels (pg 32) \_\_\_\_\_

Specifications are subject to change without notice.

400343 COMPLETE CAR CRATE CHARGE \$ 225.00

402002.....\$ 6595.00  
 Standard package includes the following

CHASSIS	145" W.B. precision jig welded 3 pc chromoly chassis, suspended rear clip w/DTMS, 3 bar slip joint front clip with aero tube A-arms, exit handles & helmet hook on roll bar
SUSPENSION	M-T tuned, Fox externally adjustable coil over monoshock
SPINDLES	Exclusive M-T Adjustable Offset Aluminum Spindles
RACK & PINION	Stiletto
QUICK RELEASE	Standard
STEERING WHEEL	Large Aluminum butterfly w/grips
INTERIOR	Aluminum floor, bulkhead & deflector w/ fiberglass seat (semi or laydown)
HARNESS	Crow 5 Point Latch & Link
ROLLBAR PAD	Optional
ELECTRICAL	2 Toggle switches, 2 conductor harness w/ coiled switch wire & M-T Emergency Shutoff
PEDALS & CABLE	Adjustable M-T pedals & throttle cable
MASTER CYLINDER	MCP Hi-Po billet
CALIPER	Dual MCP Minilite
ROTOR & HUB	Dual 6" dia x ¾" slotted steel rotor on aluminum hub
BRAKE LINE	Dual Stainless Braided AN3
AXLE	16" x 1 ¼" aluminum, splined axle
AXLE BEARINGS	Free spin bearings in aluminum cassettes
SPROCKET HUB	Billet aluminum splined
SPROCKETS & CHAIN	Optional
FRONT TIRES	16" x 1.75" TF-100
FRONT WHEELS	Choice of M-T 16" Rotary Forged Wheels on pg 32
REAR TIRES	Mickey Thompson M2 18"x 8" - 8"
REAR WHEELS	Spun Aluminum 8" x 8" (3x5.25")
REAR HUB	Billet Aluminum 3 spoke/5.25"
CHAIN GUARD	Aluminum chain guard
CLUTCH GUARD	Optional
BODY	Floating tall Fiberglass body & ABS nose with Fullbore aluminum fasteners
WINDSHIELD	Lexan clear ¾ wrap around
FUEL TANK	Large Mouth M-T Billet Aluminum
MOTOR MOUNTING	M-T Exclusive Drive Train Mounting System
JACKSHAFT	13" Keyed Jackshaft
CHASSIS FINISH	Black Powder Coat (Colors optional)
BALLAST TANK	Optional - 25# removable, 75# permanent & 15# quick change tanks

All specifications subject to change without notice.

# THE PINNACLE FLEX

The difference  
is in  
the DETAILS!



A 25° rear clip is standard on the Pinnacle Flex.

The Pinnacle Flex is designed and packaged for the serious racer who wants a flex chassis. It has some of the features of the Pinnacle T/F but without the suspension.

All of our Jr Dragsters come with a fiberglass body hand laid by a true craftsman, made from cloth, not mat, making it stronger and lighter, and a removable ABS nose. All pieces are on floating mounts that allow the chassis to flex while maintaining minimum ground clearance.



Designed for bracket racing, the **THREE PIECE CHROMOLY FLEX CHASSIS** provides maximum traction possible without suspension, and it has proven itself to be very consistent.




All of our Jr Dragsters come with the **m<sub>7</sub>** Emergency Shutoff standard!

## Features of the Pinnacle Flex

See pages 4 & 5 for some of the standout features of the Pinnacle family.

Being part of the Pinnacle family means that the Pinnacle Flex is **fully upgradable** at any time with any of the other Pinnacle components, including the DTMS or Fox Shock suspension system, without cutting or welding.



The Pinnacle Flex features a center pull chain drive, and dual rear brake calipers with 6" rotors tucked inside the rear wheels for reduced rotating inertia.



The flex chassis has been designed and tested to reduce high stress and still allow flex in order to maintain safety and strength.



The front clip features a 3 bar configuration designed to maximize flex and minimize twist. A lot of R&D time went into this front clip to maximize torsion stiffness while reducing weight. The light weight steel spindles with 6° camber and rack and pinion steering help make this car handle like a dream.



## The Flex has all these features plus.....

- Interchangeable Semi or Laydown seat
- 25° Rear Clip
- M-T Emergency Shutoff
- ¾ Wrap around windshield for better visibility
- M-T Motorplate standard

See page 17 for a list of accessories discounted with the purchase of a car.

## 402003 PINNACLE FLEX ROLLER \$ 5595.00

Roll bar height \_\_\_\_\_  
 Straight or offset spindles \_\_\_\_\_  
 Grips color \_\_\_\_\_  
 Semi or Laydown seat \_\_\_\_\_  
 Harness color \_\_\_\_\_  
 Throttle cable type \_\_\_\_\_

Specifications are subject to change without notice.

400343 COMPLETE CAR CRATE CHARGE \$ 225.00

402003.....\$ 5595.00

Standard package includes the following

CHASSIS	145" W.B. precision jig welded 3 pc chromoly flex chassis, with 25° rear clip, 3 bar front clip with aero tube A-arms, exit handles & helmet hook on roll bar
SUSPENSION	Flex chassis (bolt on upgrades available)
SPINDLES	Lightweight steel spindles (straight or offset)
RACK & PINION	ARC
QUICK RELEASE	Standard
STEERING WHEEL	Small aluminum butterfly w/grips
INTERIOR	Aluminum floor, bulkhead & deflector w/ fiberglass seat (semi or laydown)
HARNESS	Crow 5 Point Latch & Link
ROLLBAR PAD	Optional
ELECTRICAL	2 Toggle switches, 2 conductor harness w/ coiled switch wire & M-T Emergency Shutoff
PEDALS & CABLE	Adjustable M-T pedals & throttle cable
MASTER CYLINDER	MCP Hi-Po billet
CALIPER	Dual MCP Minilite
ROTOR & HUB	Dual 6" dia x 3/16" slotted steel rotors on aluminum hub
BRAKE LINE	Dual Stainless Braided AN3
AXLE	16" x 1 1/4" aluminum tube
AXLE BEARINGS	Free spin bearings in aluminum cassettes
SPROCKET HUB	Billet aluminum
SPROCKETS & CHAIN	Optional
FRONT TIRES	16" x 1.75" TF-100
FRONT WHEELS	M-T "Three" 16" Rotary Forged
REAR TIRES	Hoosier JR3 18"x 8" - 8"
REAR WHEELS	Spun Aluminum 8" x 8" (3 x 5.25")
REAR HUB	Billet Aluminum 3 spoke/5.25"
CHAIN GUARD	Aluminum chain guard
CLUTCH GUARD	Optional
BODY	Floating fiberglass body & ABS nose with Fullbore aluminum fasteners
WINDSHIELD	Lexan clear ¾ wrap around
FUEL TANK	Jaz 1 qt (M-T Billet Aluminum optional)
MOTOR MOUNTING	M-T Motorplate included
JACKSHAFT	13" Keyed Jackshaft
CHASSIS FINISH	Black Powder Coat (Colors optional)
BALLAST TANK	Optional - 25# removable, 75# permanent & 15# quick change tanks

All specifications subject to change without notice.

THE PINNACLE FLEX

# THE PINNACLE LITE

The Pinnacle Lite is the base model in the **PINNACLE** family, but has the same stand out fit and finish as all the Pinnacle cars. Our objective for this car was to minimize cost without sacrificing quality and performance.

*The difference  
is in  
the DETAILS!*



Designed for bracket racing, the **THREE PIECE** chromoly flexible chassis provides an excellent platform to begin your racing career, and it has proven itself to be very consistent.

Shown with optional  
75# permanent ballast tank.



## Features of the Pinnacle Lite

See pages 4 & 5 for some of the standout features of the Pinnacle family.



Being part of the Pinnacle family means that the Lite is fully upgradable at any time with any of the other Pinnacle components, including the DTMS or the Fox Shock suspension system, without cutting or welding.




All of our  
Jr Dragsters  
come with the *m<sub>7</sub>*  
Emergency Shutoff  
standard!


Kyle McMartin, New York  
Pinnacle Lite



The flex chassis has been designed and tested to reduce high stress, and still allow flex in order to maintain safety and strength.



Shown with optional 75# permanent ballast tank.



The Pinnacle Lite features a center pull chain drive for reliability, a single 10" brake rotor mounted to the side and a slightly wider stance for greater stability.

The front clip features a 4 bar design, light weight steel spindles with oil impregnated bronze kingpin bushings and 6° camber, rack and pinion steering and  Rotary Forged Aluminum front wheels, all designed to help your car go straight down the track.



All of our Jr Dragsters come with a fiberglass body hand laid by a true craftsman, made from cloth, not mat, making it stronger and lighter, and a removable ABS nose. All pieces are on floating mounts that allow the chassis to flex while maintaining minimum ground clearance.

#### The Lite has all these features plus.....

- Interchangeable Semi or Laydown seat
- Quick Release
- M-T Emergency Shutoff
- TF-100 Front Tires
- Hoosier JR3 18"x 8" - 8"
- 3 Spoke Hubs & Rear Wheels
- ¾ Wrap around windshield for better visibility
- M-T Motorplate standard

See page 17 for a list of accessories discounted with the purchase of a car.

#### 402004 PINNACLE LITE ROLLER \$ 4995.00

Roll bar height \_\_\_\_\_  
 Straight or offset spindles \_\_\_\_\_  
 Grips color \_\_\_\_\_  
 Semi or Laydown seat \_\_\_\_\_  
 Harness color \_\_\_\_\_  
 Throttle cable type \_\_\_\_\_

Specifications are subject to change without notice.

400343 COMPLETE CAR CRATE CHARGE \$ 225.00

*Motivational Tubing.com*

402004.....\$ 4995.00

Standard package includes the following

CHASSIS	145" W.B. precision jig welded 3 pc chromoly flex chassis, with 15° rear clip, 4 bar front clip, exit handles & helmet hook on roll bar
SUSPENSION	Flex chassis (bolt on upgrades available)
SPINDLES	Lightweight steel spindles (straight or offset)
RACK & PINION	ARC
QUICK RELEASE	Standard
STEERING WHEEL	Small aluminum butterfly w/ grips
INTERIOR	Aluminum floor, bulkhead & deflector w/ fiberglass seat (semi or laydown)
HARNESS	Crow 5 Point Latch & Link
ROLLBAR PAD	Optional
ELECTRICAL	2 Toggle switches, 2 conductor harness w/ coiled switch wire & M-T Emergency Shutoff
PEDALS & CABLE	Adjustable M-T pedals & throttle cable
MASTER CYLINDER	MCP
CALIPER	MCP
ROTOR & HUB	10" dia x ¼" slotted steel rotor on aluminum hub
BRAKE LINE	Single Stainless Braided AN3
AXLE	20" x 1 ¼" aluminum tube
AXLE BEARINGS	Free spin bearings in flanges
SPROCKET HUB	Billet Aluminum
SPROCKETS & CHAIN	Optional
FRONT TIRES	16" x 1.75" TF-100
FRONT WHEELS	M-T "Three" 16" Rotary Forged
REAR TIRES	Hoosier JR3 18"x 8" - 8"
REAR WHEELS	Spun Aluminum 8"x8" (3x5.25")
REAR HUB	Billet Aluminum 3 spoke/5.25"
CHAIN GUARD	Aluminum chain guard
CLUTCH GUARD	Optional
BODY	Floating fiberglass body & ABS nose with Fullbore aluminum fasteners
WINDSHIELD	Lexan clear ¾ wrap around
FUEL TANK	Jaz 1 qt (M-T billet aluminum optional)
ENGINE MOUNTING	M-T Motorplate included
JACKSHAFT	13" Keyed Jackshaft
CHASSIS FINISH	Black Powder Coat (Colors optional)
BALLAST TANK	Optional - 25# removable, 75# permanent & 15# quick change tanks

All specifications subject to change without notice.

THE PINNACLE LITE

ORDER ONLINE @ [www.motivationaltubing.com](http://www.motivationaltubing.com)