

Motivational Tubing.com

Jr Dragsters, Jr Comp & Components

316-283-7301

www.motivationaltubing.com



This is an online version of our
9TH EDITION CATALOG.

See [pg 63](#) (or click on this link) for
an interactive item index.

This is a low resolution version to
minimize download time. You may
print this PDF version of our catalog.

Jr Comp/Mini Dragsters & Components

pgs 52-61



Motivational Tubing is both a manufacturer & supplier of
Jr Comp/Mini Dragsters & components!

Ninth Edition

WHO WE ARE...

At Motivational Tubing we don't have it in us to cut corners. We love to innovate and come up with a better way to do just about anything. From our front wheels to our split lock sprockets. And it's not just our high end parts that get our attention to detail. As a result, you, the customer, win! Higher quality parts for competitive prices, with excellent customer service!

**Where engineering, innovation, quality craftsmanship & customer service all come together!
The difference is truly in the details.**



TABLE OF CONTENTS (See pg 63 for a complete index)

| | |
|------------------------------------|--------|
| MOTIVATIONAL TUBING INTRO | 2, 3 |
| THE PINNACLE XTRA..... | 4, 5 |
| THE PINNACLE T/F | 6, 7 |
| THE PINNACLE 330 | 8, 9 |
| THE PINNACLE LITE..... | 10, 11 |
| OPTIONAL BODY STYLES | 12 |
| BALLAST TANKS..... | 13 |
| REAR WING, PARACHUTE, & FLAG | 14 |
| DRIVER ACCESSORIES | 15 |
| MYCHRON GAUGE | 16 |
| ELECTRICAL..... | 17 |
| PIT ACCESSORIES | 18 |
| STARTERS & TRAILER ACC | 19 |
| SAFETY EQUIPMENT | 20, 21 |
| STEERING & SPINDLES..... | 22 |
| STEERING COMPONENTS | 23 |
| BRAKE COMPONENTS..... | 24 |
| DUAL BRAKES & BRAKE LINE KITS | 25 |

| | |
|----------------------------------------|--------|
| PEDALS & THROTTLE CABLES | 26 |
| REAR AXLE COMPONENTS..... | 27 |
| #35 CHAIN & SPROCKETS..... | 28 |
| #415 CHAIN & SPROCKETS..... | 29 |
| REAR TIRES & WHEELS | 30, 31 |
| FRONT TIRES & WHEELS | 32, 33 |
| POLAR CLUTCH & ACCESSORIES | 34, 35 |
| MOTORPLATES & JACKSHAFTS | 36 |
| ANGLE PLATES & CRANK SUPPORTS..... | 37 |
| THROTTLE CABLES & CLUTCH GUARDS..... | 38 |
| TOOLS & STARTERS | 39 |
| OIL & IGNITION..... | 40 |
| MIKUNI JETS & AIR FILTERS..... | 41 |
| FUEL TANKS, FUEL PUMPS, & HOSE | 42 |
| BREATHERS & FITTINGS | 43 |
| 19" PINNACLE BODIES & INTERIORS | 44 |
| 19" PINNACLE CHASSIS SECTIONS | 45 |
| 22" XTRA BODY, INTERIOR & CHASSIS..... | 46 |

| | |
|--------------------------------------------------------------|--------|
| BLUE PRINTS & ROLL BARS | 47 |
| WINDSHIELDS, NOSES & DZUS | 48 |
| HARDWARE | 49 |
| TUBING | 50 |
| TABS & BRACKETS | 51 |
| JR COMP/mini DRAGSTERS | 52, 53 |
| JR COMP CHASSIS & INTERIOR..... | 54 |
| JR COMP STEERING & PEDALS | 55 |
| JR COMP REAR AXLE COMPONENTS..... | 56 |
| JR COMP BRAKE COMPONENTS..... | 57 |
| JR COMP BODY, TIRES & WHEELS..... | 58 |
| JR COMP CHAIN & SPROCKETS, COOLANT SYSTEM, FUEL TANK..... | 59 |
| JR COMP ELECTRICAL & SAFETY | 60 |
| JR COMP ENGINE MOUNTING..... | 61 |
| M-T APPAREL & ORDER INFO | 62 |
| ITEM INDEX | 63 |

Check out the Pinnacle Family of Jr Dragsters

Our commitment to you...

- Superior craftsmanship! Our fabricators, welders, and machinists are experts in their trade and take great pride in building you the highest quality cars and components!
- Innovative solutions to maintenance & tuning headaches
- We can ship replacement parts for any car we've ever built. And they will fit the first time! No welding, no drilling... just bolt it on and head to the track!
- More attention to detail, more flexibility, more quality, more for your hard earned dollar!



**COMPLETELY
DESIGNED USING
CAD** (Computer
Aided Design)
including fixtures
& jigs.



**PRECISION WELD
FIXTURES** which locate
every tube, tab & bracket
making everything from
chassis sections to bodies
interchangeable.

3 STANDARD ROLL CAGE HEIGHTS & INTERCHANGEABLE CONTOURED SEATS

in two styles for a
comfortable interior
that will fit most any
driver. Bodies are also
interchangeable.




**75# "PERMANENT"
BALLAST TANK** The
mounting tabs are
standard on every
chassis. The tank is
optional.



BUILD A CUSTOM CAR FROM STANDARD PARTS

using components & chassis sections that can be mixed &
matched. Want the latest suspension, rear clip, or front clip to
upgrade your car? No problem! Our 3 piece design
allows easy bolt on upgrades.
Let's see you do that
with any other car!



For all of our chassis sections &
components see pgs 45-46.



DRIVE TRAIN MOUNTING SYSTEM (DTMS)

The DTMS is available on the Pinnacle T/F, the 330 & the Xtra.

DESIGN FEATURES:

- Precision belt adjustment with ease
- Simple chain adjustment with precision
- Simple & quick drive sprocket change
- All hardware accessible from sides or top
- Easy, full access to clutch driver & driven
- Unique jackshaft support with maximum protection against jackshaft or crankshaft deflection

**The complete DRIVE TRAIN MOUNTING SYSTEM
(DTMS) incorporates a MOTORPLATE, CRANK
SUPPORT, JACKSHAFT SUPPORT, & CLUTCH GUARD!**



TAKING DRIVE TRAIN MANAGEMENT TO A WHOLE NEW LEVEL!

ORDER ONLINE @ www.motivationaltubing.com

[Back to Index](#)

INTRODUCTION

Motivational
Tubing.com

Pinnacle Xtra

SFI 2.7C Certifiable Cage

Chris Bowman, Florida
Pinnacle Extra



The Pinnacle Xtra is not just a wide Jr dragster made with big tubing.

We did a complete redesign on this SFI 2.7C certifiable chassis. For the cage we raised the upper frame rail (not just the body) and stretched the foot box to make more leg, knee and foot room as well as add better containment for bigger drivers. All of this makes it the safest Jr Dragster available. **The difference is in the details!**



Some of the features of the Pinnacle Xtra include the following:

It has a 22" wide inside dimension at the shoulders, the exclusive MT DTMS, adjustable offset spindles, a slip joint front clip and a new taller body and windshield.

Features of the Pinnacle Xtra

See [page 3](#) for some of the standout features of the Pinnacle family.



The adult sized cage cloaked in a sleek body will fit the big kids comfortably (or dad for the parents race). It is 22" inside at the shoulders and the upper frame rail is raised up 2" higher than standard. The foot box is longer as well, to accommodate taller drivers. All this combined makes for more room from head to toe.



The pre-loaded slip joint front clip gives the car more front clip flex to aid in the smooth and consistent transfer of weight to the rear tires while some additional bracing preserves torsional stiffness to minimize chassis roll. A safety stop is also build in to prevent over travel.



The Xtra chassis features the exclusive Drive Train Mounting System (DTMS)

that has all the crew chiefs and tuners talking! The DTMS was designed to address all of the headaches of clutching and gearing changes. Simple, quick and precise chain and belt adjustments, and lightening fast drive sprocket changes! Plus you can swap motors and not even have to reset the clutch belt length! Just talk to anyone who has turned the knobs on one of these and they will agree... it is one giant leap forward in "motorplate" innovation!



The exclusive **M-T Adjustable Offset Spindles** come standard on the Pinnacle Xtra. These spindles are 2 sets in 1 and quickly adjust to 0", 1", or 2" of offset giving you an easy way to adjust the car's reaction time. See pg 22 for more details.

The Xtra has all these features plus...

- Quick release
- Stiletto rack & pinion
- Interchangeable Semi or Laydown seat
- **M-T** Emergency Shutoff
- Splined rear axle & sprocket hub
- M/T 19"x8"-10" Rear Tires
- ¾ wrap around windshield



The Xtra's large SFI cage, large body, & 19"x8"-10" rear tires/wheels add approximately 22# to the weight of a comparably equipped standard Pinnacle.

See page 12 for optional body styles & windshields

402000 PINNACLE XTRA ROLLER \$ 6995.00

Roll bar height _____
Grips color _____
Semi or Laydown seat _____
Harness color _____
Throttle cable type _____
Front Wheels (pg 32) _____

Specifications are subject to change without notice.
400343 COMPLETE CAR CRATE CHARGE \$ 225.00



| | |
|-------------------|-------------------------------------------------------------------------------------------------------------------------------------------------------------------------------------|
| | 402000.....\$ 6995.00 Standard package includes the following |
| CHASSIS | 149" W.B. precision jig welded 3 pc chromoly chassis, SFI certifiable cage w/ exit handles & helmet hook, Flex rear clip w/DTMS, 3 bar slip joint front clip with A-arms (22" wide) |
| SUSPENSION | Flex Chassis (bolt on upgrades available) |
| SPINDLES | M-T Adjustable Offset Aluminum Spindles |
| RACK & PINION | Stiletto |
| QUICK RELEASE | Standard |
| STEERING WHEEL | Large Aluminum butterfly w/ grips |
| INTERIOR | Aluminum floor; bulkhead & deflector w/ fiberglass seat (semi or laydown) |
| HARNESS | 3" Crow 5 Point Camlock |
| ROLLBAR PAD | Optional |
| ELECTRICAL | 2 Toggle switches, 2 conductor harness w/ coiled switch wire & M-T Emergency Shutoff |
| PEDALS & CABLE | Adjustable M-T pedals & throttle cable |
| MASTER CYLINDER | MCP Hi-Po billet |
| CALIPER | Dual MCP Minilite |
| ROTOR & HUB | Dual 6" dia x ¾" slotted steel rotor on aluminum hub |
| BRAKE LINE | Dual Stainless Braided AN3 |
| AXLE | 18" x 1 ¼" aluminum splined axle |
| AXLE BEARINGS | Free spin bearings in aluminum cassettes |
| SPROCKET HUB | Billet aluminum splined |
| SPROCKETS & CHAIN | Optional |
| FRONT TIRES | 16" x 1.75" TF-100 |
| FRONT WHEELS | Choice of M-T 16" Rotary Forged Wheels on pg 32 |
| REAR TIRES | Mickey Thompson M2 19"x8" - 10" |
| REAR WHEELS | Spun Aluminum 10" x 8" (3x5.25") |
| REAR HUB | Billet Aluminum 3 spoke/5.25" |
| CHAIN GUARD | Aluminum chain guard |
| CLUTCH GUARD | Optional |
| BODY | Floating fiberglass body & ABS nose with Fullbore aluminum fasteners |
| WINDSHIELD | Lexan clear ¾ wrap around std |
| FUEL TANK | Large Mouth M-T Billet Aluminum |
| ENGINE MOUNTING | M-T Exclusive Drive Train Mounting System |
| JACKSHAFT | 13" Keyed Jackshaft |
| CHASSIS FINISH | Black Powder Coat (colors optional) |
| BALLAST TANK | Optional - 25# removable, 75# permanent & 15# quick change tanks |

All specifications subject to change without notice.

All Jr. Dragsters are available as TURN KEY!
Call us for pricing & details.

ORDER ONLINE @ www.motivationaltubing.com

Back to Index


THE PINNACLE XTRA

THE PINNACLE T/F

The **Pinnacle T/F** is the flagship of the Pinnacle line. We have pulled out all the stops for this one. **The T/F is engineered to hook up, go fast and look good doing it.** The difference is in the details!



All of our Jr Dragsters come with the Motivational Tubing Emergency Shutoff standard!



Some of the truly innovative features of the Pinnacle T/F include the following:

The exclusive **DTMS**, adjustable offset spindles, adjustable rear suspension and a sprung slip joint front clip. Talk about getting more for your hard earned dollar!

Features of the Pinnacle T/F

See [page 3](#) for some of the standout features of the Pinnacle family.

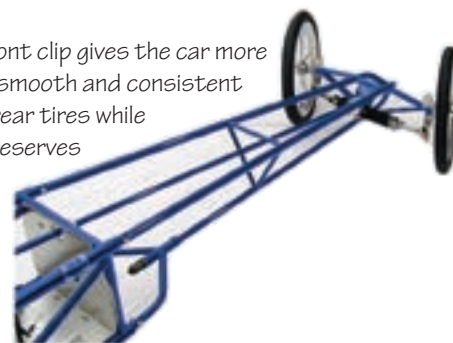


We have done extensive testing and geometric analysis to design & massage a suspension geometry that has a larger sweet spot and will plant the tires and keep them stuck, even on a marginal surface, translating to that quicker and more consistent E.T. we are all looking for. As the car launches the suspension utilizes the inertia of the driver and front half of the car as well as the torque from the power plant to drive the rear tires down into the track. Then, as it proceeds down track, the chassis slowly settles back down, never unloading the tires the way a conventional car that depends on chassis flex does. The suspension is fully adjustable and all suspension pivot joints have replaceable bushings or bearings for maximum durability and consistency.



Wyatt Wagner, Kansas
Pinnacle T/F

The pre-loaded slip joint front clip gives the car more front clip flex to aid in the smooth and consistent transfer of weight to the rear tires while some additional bracing preserves torsional stiffness to minimize chassis roll. A safety stop is also build in to prevent over travel.



The splined center pull chain drive and dual rear brake calipers with 6" rotors tucked inside the wheels for reduced rotating inertia allow for greater acceleration and lower ET's.



The T/F chassis features the exclusive **DTMS Drive Train Mounting System** (DTMS) that has all the crew chiefs and tuners talking! The DTMS was designed to address all of the headaches of clutching and gearing changes. Simple, quick and precise chain and belt adjustments, and lightening fast drive sprocket changes! Plus you can swap motors and not even have to reset the clutch belt length! Just talk to anyone who has turned the knobs on one of these and they will agree... it is one giant leap forward in "motorplate" innovation!



The **Adjustable Offset Spindles** come standard on the Pinnacle T/F. These spindles are 2 sets in 1 and quickly adjust to 0", 1", or 2" of offset giving you an easy way to adjust the car's reaction time. See pg 22 for more details.

The T/F has all these features plus.....

- Quick Release
- Stiletto rack & pinion
- Interchangeable Semi or Laydown seat
- Emergency Shutoff
- Splined rear axle & sprocket hub
- M/T 18"x8"-8" Rear Tires
- Full wrap around windshield for better visibility

See page 12 for optional body styles & windshields

402002 PINNACLE T/F ROLLER \$ 6795.00

Roll bar height _____
 Grips color _____
 Semi or Laydown seat _____
 Harness color _____
 Throttle cable type _____
 Front Wheels (pg 32) _____

Specifications are subject to change without notice.

400343 COMPLETE CAR CRATE CHARGE \$ 225.00

All Jr. Dragsters are available as TURN KEY!
Call us for pricing & details.

ORDER ONLINE @ www.motivationaltubing.com

Back to Index

402002.....\$ 6795.00
Standard package includes the following

| | |
|-------------------|-------------------------------------------------------------------------------------------------------------------------------------------------------------------------------|
| CHASSIS | 145" W.B. precision jig welded 3 pc chromoly chassis, suspended rear clip w/DTMS, 3 bar slip joint front clip with A-arms; chassis has exit handles & helmet hook on roll bar |
| SUSPENSION | M-T tuned, Fox externally adjustable coil over monoshock |
| SPINDLES | M-T Adjustable Offset Aluminum Spindles |
| RACK & PINION | Stiletto |
| QUICK RELEASE | Standard |
| STEERING WHEEL | Large Aluminum butterfly w/grips |
| INTERIOR | Aluminum floor, bulkhead & deflector w/ fiberglass seat (semi or laydown) |
| HARNESS | Crow 5 Point Latch & Link |
| ROLLBAR PAD | Optional |
| ELECTRICAL | 2 Toggle switches, 2 conductor harness w/ coiled switch wire & M-T Emergency Shutoff |
| PEDALS & CABLE | Adjustable M-T pedals & throttle cable |
| MASTER CYLINDER | MCP Hi-Po billet |
| CALIPER | Dual MCP Minilite |
| ROTOR & HUB | Dual 6" dia x 3/16" slotted steel rotor on aluminum hub |
| BRAKE LINE | Dual Stainless Braided AN3 |
| AXLE | 18" x 1 1/4" aluminum, splined axle |
| AXLE BEARINGS | Free spin bearings in aluminum cassettes |
| SPROCKET HUB | Billet aluminum splined |
| SPROCKETS & CHAIN | Optional |
| FRONT TIRES | 16" x 1.75" TF-100 |
| FRONT WHEELS | Choice of M-T 16" Rotary Forged Wheels on pg 32 |
| REAR TIRES | Mickey Thompson M2 18"x 8" - 8" |
| REAR WHEELS | Spun Aluminum 8" x 8" (3x5.25") |
| REAR HUB | Billet Aluminum 3 spoke/5.25" |
| CHAIN GUARD | Aluminum chain guard |
| CLUTCH GUARD | Optional |
| BODY | Floating Fiberglass body & ABS nose with Fullbore aluminum fasteners |
| WINDSHIELD | Lexan clear full wrap around std |
| FUEL TANK | Large Mouth M-T Billet Aluminum |
| MOTOR MOUNTING | M-T Exclusive Drive Train Mounting System |
| JACKSHAFT | 13" Keyed Jackshaft |
| CHASSIS FINISH | Black Powder Coat (Colors optional) |
| BALLAST TANK | Optional - 25# removable, 75# permanent & 15# quick change tanks |

All specifications subject to change without notice.

THE PINNACLE T/F

**Motivational
Tubing.com**

THE PINNACLE 330



Payton Hiebert, Kansas
Pinnacle 330

MT
The difference is in the
DETAILS
motivationaltubing.com

The Pinnacle 330 is a rocket ship in disguise. It's accomplishments speak louder than words! They include a whole passel of wins piloted by Matt Gillen & Valerie Clements! Matt piloted the Pinnacle 330 to a blistering 4.188 record back in 2008 to be the first into the teens and then a mind blowing 4.17 in 2010!

*Optional Blackout Package shown in all pictures. Also shown are the optional 75# Permanent Ballast Tank, Crank/Jackshaft Support Asm & Guard

**We recognize that the details
make all the difference!**



Some of the details that make the Pinnacle 330 a winner include the precision machined weld fixtures that we use to make our cars the freest rolling cars on the track, the DTMS making maintenance easier and much quicker, and a chassis designed and fine tuned to make the most of the horsepower your generating! With the THREE PIECE CHROMOLY chassis we can keep you on the cutting edge by allowing you to upgrade as technology advances without replacing an entire chassis or car.

Features of the Pinnacle 330

See [page 3](#) for some of the standout features of the Pinnacle family.




The 330 chassis features the most advanced "motor plate" on the market. The exclusive **MT Drive Train Mounting System (DTMS)** was designed to address all the head aches of clutching and gearing changes. Simple, quick and precise chain and belt adjustments, and fast clutch access. Plus you can swap motors and not even have to reset the clutch belt adjustment! Just talk to anyone who has turned the knobs on one of these and they will agree it is one giant leap forward in "motor plate" innovation!

*Optional Blackout Package shown in all pictures. Also shown are the optional 75# Permanent Ballast Tank, Crank/Jackshaft Support Asm & Guard




All of our Jr Dragsters come with the MT Emergency Shutoff standard!



Kaylee Duncan, Missouri
Pinnacle 330

The Slip joint front clip gives the car more front clip flex to aid in the smooth and consistent transfer of weight to the rear tires while some additional bracing preserves torsional stiffness to minimize chassis roll.



Shown with upgraded front wheel option.

The **M-T Adjustable Offset Spindles** allow you to squeeze every thousandth out of your qualifying ET and go after the package and the win for eliminations. The switch only takes a few minutes and does not require realignment of the front end.



The 330 has all these features plus.....

- 25° Rear Clip
- Stiletto rack & pinion
- Interchangeable Semi or Laydown seat
- **M-T** Emergency Shutoff
- Splined rear axle & sprocket hub
- M/T 18"x8"-8" Rear Tires
- Full wrap around windshield

See page 12 for optional body styles & windshields

Blackout package available on all cars!

Call for pricing

402001 PINNACLE 330 ROLLER \$ 6495.00

Roll bar height _____
 Grips color _____
 Semi or Laydown seat _____
 Harness color _____
 Throttle cable type _____
 Front Wheels (pg 32) _____

Specifications are subject to change without notice.

400343 COMPLETE CAR CRATE CHARGE \$ 225.00

| | |
|--------------------------------------------------------------------------------|------------------------------------------------------------------------------------------------------------------------------------------------------------------------------|
| 402001.....\$ 6495.00 Standard package includes the following | |
| CHASSIS | 145" W.B. precision jig welded 3 pc chromoly chassis, 330 flex rear clip w/DTMS, 3 bar slip joint front clip with A-arms; chassis has exit handles & helmet hook on roll bar |
| SUSPENSION | 330 Tuned Flex Chassis |
| SPINDLES | M-T Adjustable Offset Aluminum Spindles |
| RACK & PINION | Stiletto |
| QUICK RELEASE | Standard |
| STEERING WHEEL | Large Aluminum butterfly w/grips |
| INTERIOR | Aluminum floor, bulkhead & deflector w/ fiberglass seat (semi or laydown) |
| HARNESS | Crow 5 Point Latch & Link |
| ROLLBAR PAD | Optional |
| ELECTRICAL | 2 Toggle switches, 2 conductor harness w/ coiled switch wire & M-T Emergency Shutoff |
| PEDALS & CABLE | Adjustable M-T pedals & throttle cable |
| MASTER CYLINDER | MCP Hi-Po billet |
| CALIPER | Dual MCP Minilite |
| ROTOR & HUB | Dual 6" dia x 3/16" slotted steel rotor on aluminum hub |
| BRAKE LINE | Dual Stainless Braided AN3 |
| AXLE | 18" x 1 1/4" aluminum splined axle |
| AXLE BEARINGS | Free spin bearings in aluminum cassettes |
| SPROCKET HUB | Billet aluminum splined |
| SPROCKETS & CHAIN | Optional |
| FRONT TIRES | 16" x 1.75" TF-100 |
| FRONT WHEELS | Choice of M-T 16" Rotary Forged Wheels on pg 32 |
| REAR TIRES | Mickey Thompson M2 18"x8" - 8" |
| REAR WHEELS | Spun Aluminum 8" x 8" (3x5.25") |
| REAR HUB | Billet Aluminum 3 spoke/5.25" |
| CHAIN GUARD | Aluminum chain guard |
| CLUTCH GUARD | Optional |
| BODY | Floating fiberglass body & ABS nose with Fullbore aluminum fasteners |
| WINDSHIELD | Lexan tinted full wrap std |
| FUEL TANK | Large Mouth M-T Billet Aluminum |
| MOTOR MOUNTING | M-T Exclusive Drive Train Mounting System |
| JACKSHAFT | 13" Keyed Jackshaft |
| CHASSIS FINISH | Black Powder Coat (Colors optional) |
| BALLAST TANK | Optional - 25# removable, 75# permanent & 15# quick change tanks |

THE PINNACLE 330

All specifications subject to change without notice.

All Jr. Dragsters are available as TURN KEY!

Call us for pricing & details.

ORDER ONLINE @ www.motivationaltubing.com

Back to Index

*Motivational
Tubing.com*

MT
The difference is in the
DETAILS
motivationaltubing.com

THE PINNACLE LITE

The Pinnacle Lite is the base model in the **PINNACLE** family, but has the same stand out fit and finish as all the Pinnacle cars. Our objective for this car was to minimize cost without sacrificing quality and performance.

Designed for bracket racing, the **THREE PIECE** chromoly flexible chassis provides an excellent platform to begin your racing career, and it has proven itself to be very consistent.




Shown with optional
75# permanent ballast tank.



Features of the Pinnacle Lite

See [page 3](#) for some of the standout features of the Pinnacle family.



Being part of the Pinnacle family means that the Lite is fully upgradable at any time with any of the other Pinnacle components, including the DTMS or the Fox Shock suspension system, without cutting or welding.



All of our
Jr Dragsters
come with the *MT*
Emergency Shutoff
standard!




Dalton Hannah, Wisconsin
Pinnacle Lite



Aleah Peres, Kansas
Pinnacle Lite

The flex chassis has been designed and tested to reduce high stress, and still allow flex in order to maintain safety and strength.




Shown with optional 75# permanent ballast tank.



The Pinnacle Lite features a center pull chain drive for reliability, a single 10" brake rotor mounted to the side and a slightly wider stance for greater stability.

The front clip features a 4 bar design, M-T Adjustable Offset Spindles, rack and pinion steering and M-T Rotary Forged Aluminum front wheels, all designed to help your car go straight down the track.



All of our Jr Dragsters come with a fiberglass body hand laid by a true craftsman, made from cloth, not mat, making it stronger and lighter, and a removable ABS nose. All pieces are on floating mounts that allow the chassis to flex while maintaining minimum ground clearance.

The Lite has all these features plus.....

- Interchangeable Semi or Laydown seat
- Quick Release
- M-T Emergency Shutoff
- TF-100 Front Tires
- Hoosier JR3 18"x 8" - 8"
- 3 Spoke Hubs & Rear Wheels
- ¾ Wrap around windshield for better visibility
- M-T Motorplate standard

See page 12 for optional body styles & windshields

402004 PINNACLE LITE ROLLER \$ 5495.00

Roll bar height _____
 Straight or offset spindles _____
 Grips color _____
 Semi or Laydown seat _____
 Harness color _____
 Throttle cable type _____

Specifications are subject to change without notice.

400343 COMPLETE CAR CRATE CHARGE \$ 225.00

Motivational Tubing.com

402004.....\$ 5495.00

Standard package includes the following

| | |
|-------------------|-----------------------------------------------------------------------------------------------------------------------------------------|
| CHASSIS | 145" W.B. precision jig welded 3 pc chromoly flex chassis, with 15° rear clip, 4 bar front clip, exit handles & helmet hook on roll bar |
| SUSPENSION | Flex chassis (bolt on upgrades available) |
| SPINDLES | M-T Adjustable Offset Aluminum Spindles |
| RACK & PINION | ARC |
| QUICK RELEASE | Standard |
| STEERING WHEEL | Small aluminum butterfly w/ grips |
| INTERIOR | Aluminum floor, bulkhead & deflector w/ fiberglass seat (semi or laydown) |
| HARNESS | Crow 5 Point Latch & Link |
| ROLLBAR PAD | Optional |
| ELECTRICAL | 2 Toggle switches, 2 conductor harness w/ coiled switch wire & M-T Emergency Shutoff |
| PEDALS & CABLE | Adjustable M-T pedals & throttle cable |
| MASTER CYLINDER | MCP |
| CALIPER | Single MCP |
| ROTOR & HUB | 10" dia x ¼" slotted steel rotor on aluminum hub |
| BRAKE LINE | Single Stainless Braided AN3 |
| AXLE | 20" x 1 ¼" aluminum tube |
| AXLE BEARINGS | Free spin bearings in flanges |
| SPROCKET HUB | Billet Aluminum |
| SPROCKETS & CHAIN | Optional |
| FRONT TIRES | 16" x 1.75" TF-100 |
| FRONT WHEELS | M-T "Three" 16" Rotary Forged |
| REAR TIRES | Hoosier JR3 18"x 8" - 8" |
| REAR WHEELS | Spun Aluminum 8"x8" (3x5.25") |
| REAR HUB | Billet Aluminum 3 spoke/5.25" |
| CHAIN GUARD | Aluminum chain guard |
| CLUTCH GUARD | Optional |
| BODY | Floating fiberglass body & ABS nose with Fullbore aluminum fasteners |
| WINDSHIELD | Lexan clear ¾ wrap around std |
| FUEL TANK | Jaz 1 qt (M-T billet aluminum optional) |
| ENGINE MOUNTING | M-T Motorplate included |
| JACKSHAFT | 11" Keyed Jackshaft |
| CHASSIS FINISH | Black Powder Coat (Colors optional) |
| BALLAST TANK | Optional - 25# removable, 75# permanent & 15# quick change tanks |

All specifications subject to change without notice.

All Jr. Dragsters are available as TURN KEY!
Call us for pricing & details.

ORDER ONLINE @ www.motivationaltubing.com

Back to Index

THE PINNACLE LITE


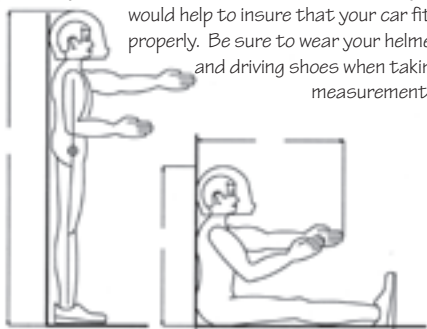
Optional body styles & windshields

Shown here are the body styles and windshields available for our Pinnacle line of Jr Dragsters.



In case you need to know...


If you will fill in the blanks on "Joe the Dummy" it would help to insure that your car fits properly. Be sure to wear your helmet and driving shoes when taking measurements.



Add on's for your new MT Jr Dragster...

See [pages 37-38](#) for more details about & parts for these items.

The Jackshaft Support Guard attaches here.



JACKSHAFT SUPPORT ASM 401692 \$ 136.50

Today's high horse power engines create tremendous stress between the crankshaft & the jackshaft. The Jackshaft Support is designed as a direct link between the two shafts neutralizing this force & eliminating bent shafts.

Includes the Crank/Jackshaft Support Tower, Crank/Jackshaft Support Arm, & bearing needed to mount to your existing Crank Support Assembly.

CLUTCH GUARDS

These clutch guards will fit ANY engine with a standard 4-bolt pattern on the side cover.



GUARD WA, LARGE POLAR CLUTCH/BELT
400882 \$ 103.95
(Use 301736 spacer for clearance behind the clutch. See pg 38)



GUARD WA, JACKSHAFT SUPPORT
401657 \$ 103.95
(mounting hardware included)
(For use with the MT Jackshaft Support)

DUAL BEARING CRANK SUPPORT ASSEMBLY

This support assembly will help your crank survive the stress created by a big horsepower engine and hard hitting clutch.

MT DUAL BEARING CRANK SUPPORT ASM
401543 \$ 157.50



For parts, see page 37.

CRANK/JACKSHAFT SUPPORT ASM 401759 \$ 272.00



Includes our Dual Bearing Crank Support Asm & our Jackshaft Support Asm


15# QUICK ADJUST BAR BALLAST TANK ASM (CHOICE OF CLAMPS: 3/4", 7/8", 1", 1 1/8") 402092 \$ 157.50




- Holds 15 lb of steel bars that can be changed in 1/2 lb increments
- Endless mounting possibilities!
- Clamps available to fit 3/4", 7/8", 1", & 1 1/8" dia tubes with 1 1/4" to 8" center to center
- Dimensions of the tank: 3.77" high x 4.79" wide x 7" long

| EXTRA CLAMP BLOCKS, SLOTTED FOR BALLAST TANK 402092 | | |
|-----------------------------------------------------|--------|----------|
| 402077 | 3/4" | \$ 11.78 |
| 402078 | 7/8" | \$ 11.78 |
| 402079 | 1" | \$ 11.78 |
| 402080 | 1 1/8" | \$ 11.78 |

This little tank makes it simple and safe to change ballast at the last second without the hazards of handling lead!



Just 1 of the many possibilities for mounting on  cars! Can be mounted on any car!



UNIVERSAL 14.5# BALLAST TANK (CHOICE OF CLAMP 5/8", 3/4", 7/8", 1", 1 1/8", 1 1/4") 401898 \$ 64.50

Mounts parallel or perpendicular to the tube!
Clean machined finish.



| EXTRA CLAMP BLOCK SETS FOR BALLAST TANK 401898 | | |
|------------------------------------------------|--------|----------|
| 401850 | 5/8" | \$ 10.50 |
| 401851 | 3/4" | \$ 10.50 |
| 401852 | 7/8" | \$ 10.50 |
| 401853 | 1" | \$ 10.50 |
| 401854 | 1 1/8" | \$ 10.50 |
| 401855 | 1 1/4" | \$ 10.50 |



BALLAST TANK, 75# PINNACLE PERMANENT
 401353 \$ 199.50
 (This tank fits Pinnacle models with 2 piece deflector panels)



BALLAST TANK, 30# PINNACLE (REAR)
 400891 \$ 102.95



301608 LEAD SHOT (25# BAG)
 PLEASE CALL OR CHECK ONLINE FOR PRICING.



Tyler Gavin, Australia
 Pinnacle T/F



Allison Schroeder, Kansas
 Pinnacle 330



Spencer Lacy, Ohio
 Pinnacle T/F

ORDER ONLINE @ www.motivationaltubing.com

[Back to Index](#)

BALLAST TANKS

Motivational Tubing.com



Rear Dual Element Wing Asm

\$499.95



402200 15° Pinnacle Mtg Brkts \$ 499.95

402201 25° Pinnacle Mtg Brkts \$ 499.95

402202 Universal Mtg Brkts \$ 499.95

Universal mount will fit most cars!



300100 PARACHUTE (DEIST)

401633 RELEASE CABLE ASM, PARACHUTE \$ 49.95



401165 PARACHUTE MOUNTING BRKT, PINNACLE \$ 39.50

This mounting bracket can be used with ballast tank 400891.



Is that a bicycle flag on your race car?! Motivate yourself safely through the pits with a brightly colored MOTIVATIONAL TUBING flag.

300994 FLAG,  SAFETY W/ BREAKDOWN POLE \$ 7.50

This is the trickiest little flag holder we have found. It holds firmly but releases with the push of a button. CHECK IT OUT!

301609 HOLDER, FLAG QUICK RELEASE \$ 24.95
(For 1/4" flagpole)



MOUNTING BRACKET, QUICK RELEASE
FLAG HOLDER

402378 \$12.00

Designed for mounting the flag holder to the rear of any Pinnacle jr dragster.



Brock Azbill, Iowa
Pinnacle T/F



Jagr Anderson, Colorado
Pinnacle T/F



Cade Poe, California
Pinnacle T/F




UNIVERSAL ADJUSTABLE ANGLE DIAL BOARD MOUNT

Here is a great looking mount for your dial board! Mounts to the deflector panel. The DIAL BOARD locks into place as shown or can be turned 360° in 90° increments.

Sold with or without dial board

| | | |
|-----------|----------------------------|----------|
| 402006D3G | MOUNT W/ 3 DIGIT BOARD | \$ 99.95 |
| 402006D4G | MOUNT W/ 4 DIGIT BOARD | \$ 99.95 |
| 402006 | DIAL BOARD MOUNT W/O BOARD | \$ 85.95 |



| | | |
|--------|---------------------|----------|
| 401538 | DIAL BOARD, 3 DIGIT | \$ 32.50 |
| 401537 | DIAL BOARD, 4 DIGIT | \$ 32.50 |

402014 TAIL LIGHT MOUNTING ANGLE \$ 8..50

This bracket allows you to mount a Smart Light or Simple Light to the bottom of the Dial Board Mount as shown below.



Dial-Rite

Easy on/easy off.


302114 DIAL-RITE \$ 5.00
(YELLOW, ORANGE, OR WHITE)



UPHOLSTERED SEAT PAD

An upholstered seat pad that breathes at an affordable price - WHAT MORE COULD YOU WANT?!

401418 PAD, UPHOLSTERED SEAT \$ 73.50
(Trimmed in black, blue, red, or purple)



FLOOR COVER, BLACK
SELF ADHESIVE PEBBLE FINISH (18" WIDE)
301883 \$ 3.50 (per ft)



HELMET HOOK
401555 \$ 21.95



What do you do with your time slip when you pick it up?

Here is a great way to keep track of all of those time slips. This pocket holds a pencil, sunglasses and your time slips. You can velcro it around any tube in your cage to keep your time slip from getting lost or wadded up in your pocket.

401601 POCKET, TIME SLIP \$ 14.75



PORTA TREE POCKET PAL

302075 \$ 99.00

Single User Practice Tree

INCLUDES: 1 Pocket Pal Shirt Pocket Unit (3" Wide X 4 1/2" High) & a hand switch

- Uses Outdoor Brite NHRA Style L.E.D. Lights!
- Full, Pro, and Blocker Tree - .4/.5 second Tree Speed
- .000 Perfect Tree
- Adjustable Delay Box
- Bump Down
- Adjustable Rollout
- Adjustable Auto Start
- Auto or Manual Reset
- Statistics - Average/Best Reaction Time
- Practice Against an Adjustable Preset Time
- Practice in your Race Vehicle (vehicle connections not included)



MOTIVATIONAL TUBING DIECUT DECALS (AVAILABLE IN BLACK OR WHITE)

| | | |
|--------|----------------------------|---------|
| 301886 | DECAL, 12" M-T.COM DIE CUT | \$ 5.00 |
| 301887 | DECAL, 18" M-T.COM DIE CUT | \$ 6.00 |

ORDER ONLINE @ www.motivationaltubing.com

Back to Index

*Motivational
Timing.com*

The new MyChron4 660

expands the already huge range of features which made MyChron3 660 the most powerful data logger and gauge specifically designed for Jr. drag racing, and allows a better post run review thanks to the newest graphical display!

Being a modular system, MyChron4 660 not only records Engine RPM, Jackshaft RPM, Wheel Speed in MPH, Exhaust Gas Temperature, Cylinder Head Temperature, CVT, Overdrive Percentage and Linear Acceleration: thanks to additional modules (sold separately), like LCU-ONE lambda controller, it can also record lambda values, assuring the best carburetion and tuning of your engine. All legal by current NHRA rules.

The MPH is calculated by jack shaft RPM and final ratio, CVT and overdrive percentage are product of engine RPM, linear g-force is a derivative of wheel speed or rate of acceleration. Each channel is recorded 50 time per second (50Hz).

All data are easily downloadable to your PC via USB connection thanks to DataKey (sold separately), a compact interface that collects data from MyChron4 660 and transfers them to the PC.

They have written new software specific analyzing drag racing data. They've focused on usability and ease of use, minimizing the number of clicks it takes for you to get the information you need, and get it quickly.

302050 MYCHRON4 660 (without Download Key) \$ 499.00
302051 DOWNLOAD KEY, MYCHRON4 660 \$ 100.00

REPLACEMENT PARTS

| | | | |
|---|--------|-------------------------------------------------------|-----------|
| A | 301809 | MTG BRKT, MYCHRON3 660 | \$ 20.00 |
| B | 301804 | RPM SENSOR, MYCHRON JACKSHAFT | \$ 75.00 |
| C | 301803 | COLLAR, MYCHRON JACKSHAFT RPM | \$ 39.00 |
| D | 301413 | EGT SENSOR, MYCHRON | \$ 45.00 |
| E | 301800 | EGT CLAMP ASM, MYCHRON | \$ 5.50 |
| F | 301844 | WELD NUT, EGT SENSOR MTG (MYCHRON) | \$ 5.50 |
| | 301810 | TACH LEAD, MYCHRON (NOT SHOWN) | \$ 11.00 |
| G | 301414 | CHT SENSOR, MYCHRON | \$ 45.00 |
| H | 302112 | ADAPTER Y CORD, MYCHRON4 TEMP SENSORS (FOR MYCHRON 4) | \$ 50.00 |
| I | 302051 | DOWNLOAD KEY, MYCHRON4 660 | \$ 100.00 |
| J | 302053 | 5 PIN REMOTE DATA CABLE | \$ 50.00 |

ADDITIONAL PARTS (not shown)


| | | | |
|---|--------|-------------------------------------------------------|----------|
| K | 301802 | EXTENSION, MYCHRON TEMP SENSORS | \$ 30.00 |
| L | 301801 | ADAPTER Y CORD, MYCHRON3 TEMP SENSORS (FOR MYCHRON 3) | \$ 50.00 |

MYCHRON4
A110



302052 MYCHRON4 660 \$ 569.00
(WITH DOWNLOAD KEY)

Comes with all pieces shown below except download extensions K & L.



Trace Casey, Texas
Pinnacle Flex

Ty Casey, Texas
Pinnacle T/F



Mason Faucett, Kansas
Pinnacle T/F




Haley Heintzman, North Dakota
Pinnacle Flex



THE SMART LIGHT!

The first tail light designed
& built specifically for
Jr. Dragsters!



401632 \$ 95.50

In **Day mode** the Smart Light comes on solid automatically when the motor starts. The light then blinks for 1 minute when the motor is shut off or dies before turning off automatically. In **Night mode** the Smart Light is on solid when the motor is running and blinks when it is not running.

Features:

- Fully automatic operation, including blinking notification if the engine dies down track or is shut off!
- Stylish & rugged aluminum housing with environmentally sealed electronics!
- Designed to hold up to extreme mechanical vibration!
- Operates on a 9 volt battery! (battery not included)

THE SIMPLE LIGHT

401648 \$ 85.50

It's on or it's off! Made with the same aluminum housing and with sealed electronics.



TAIL LIGHT MOUNTING ANGLE
402014 \$ 8.50

This bracket allows you to mount a Smart Light or Simple Light to the bottom of the Dial Board Mount. See picture on page 17.



Emergency Shut Off

401549 \$ 89.95

- NHRA Accepted!
- Easy installation (only 2 clamping bolts to tighten)
- Fully assembled & adjusted from the factory
- No wiring or terminals to break, come loose, or bleed off spark energy
- Will work on any height spark plug
- Totally independent of the current electrical system
- Head and spark plug not included

REPLACEMENT PARTS FOR MT EMERGENCY SHUTOFF

| | | |
|--------|---------------------------------------|----------|
| 402373 | SPARK PLUG END ASM, EMERGENCY SHUTOFF | \$ 47.50 |
| 402374 | HANDLE ASM, EMERGENCY SHUTOFF | \$ 37.50 |
| 401552 | CABLE ASM, EMERGENCY SHUTOFF | \$ 10.24 |



TAILLIGHT/FLASHER

NHRA requires a working taillight to be on the car at all times. Here is one that has 6 light patterns: steady, fast flash, slow flash, & 3 alternating flash patterns. It's lightweight and will run for 200 hours on a set of AA batteries.

300566 TAILLIGHT/FLASHER \$ 15.00

INSTRUMENT BATTERY PACK

A small, lightweight battery pack. We found a tiny 3 7/8" wide x 1 3/4" deep x 2" tall rechargeable 12 VDC battery that weighs only 22 oz.. This neat little battery will easily run all weekend without recharging. We also build an aluminum battery tray to mount it on the front of your footbox bulkhead.

(CAUTION: CHARGING THIS BATTERY AT MORE THAN 1 AMP WILL CAUSE BATTERY FAILURE)

| | | |
|--------|---------------------|----------|
| 300639 | 12 VDC BATTERY | \$ 28.27 |
| 400585 | BATTERY TRAY | \$ 13.95 |
| 400586 | 12 VDC BATTERY PACK | \$ 42.22 |
| | (1 BATTERY, 1 TRAY) | |



300810 12VDC/1A BATTERY CHARGER \$ 38.95

401164 DECAL, 1/4" DIE CUT ON/OFF \$ 1.95
(BLACK OR WHITE)
SHOWN ACTUAL SIZE

ON OFF



400269 JD WIRE HARNESS, STANDARD \$ 25.50
401303 WIRE HARNESS, PINNACLE \$ 44.50
(WITH COILED SWITCH WIRE)



300998 COILED SWITCH WIRE \$ 7.15



300811 TOGGLE SWITCH, SIDE LUG \$ 6.60
301737 TERMINAL BLOCK, WIRE HARNESS \$ 2.25

400606 ELECTRICAL GROUP \$ 46.10

| | | |
|--------|--------------------------|------|
| 400269 | WIRE HARNESS | (1) |
| 300811 | TOGGLE SWITCH, SIDE LUG | (2) |
| 401164 | DECAL, 1/4" ON/OFF BLACK | (2) |
| 380390 | CABLE TIE, 4"-3/4" | (6) |
| 380391 | CABLE TIE, 7"-1/4" | (16) |

ORDER ONLINE @ www.motivationaltubing.com

[Back to Index](#)

ELECTRICAL



MOT TOW DOLLIES

- 401575 TOW DOLLY, SINGLE \$ 119.95
401580 TOW DOLLY, DUAL \$ 179.95

Note: Both tow dollies come in black only.

These tow dollies are
UPG shippable!



Tow dollies come with a
lanyard and pin for attaching
to your tow vehicle.

REPLACEMENT PARTS FOR TOW DOLLIES

- | | | |
|--------|-------------------------------------------|----------|
| 400842 | CRADLE WA, TOW DOLLY (TUBE SIZE 1" OD) | \$ 15.78 |
| 301175 | TIRE/STEEL WHEEL ASM, 4.10/3.50-4 (EACH) | \$ 12.00 |
| 302025 | PIN, RING/DETENT (3/8" x 2 1/8") | \$ 3.00 |
| 302026 | PIN, RING/DETENT (3/8" x 3 1/8") | \$ 3.25 |
| 302027 | LANYARD, .093" x 6" NYLON (.200 EYE/LOOP) | \$ 1.00 |

CAR COVERS

- 301849 COVER, JR DRAGSTER W/ NET BAG \$ 165.00
(GREY EVOLUTION IV)

The Evolution IV material is thicker for
better protection against dings, & it
is very water resistant.



- 401605 COVER, JR DRAGSTER W/ BAG \$ 145.00
(BLACK RIPSTOP NYLON)

The ripstop nylon material is very water & dust
resistant. It folds into a small, neat bag. (Not Shown)



MOT PIT STANDS

Ever wake up on Monday morning with a sore back and knees? Could it be from working on your JD while it sits on the ground? Set it up on our PIT STANDS and work in comfort. They're light weight and fold together for easy storage. Plated for corrosion resistance and rubber padded to protect your chassis.

- 400333 JR DRAGSTER STANDS (PAIR) \$ 89.50



WARM UP STAND

Use this to lift the rear tires 3"-4" off of the
ground for warm ups, changing tires, etc.

- 400665 WARM UP STAND, FOLD UP \$ 59.95



REAR TIRE COVERS

These tire covers have velcro
for easy on & off! Fits tires
with a roll out from about 53" to 56".

- 301444 (18" x 8") \$ 52.50 PAIR

G-Mac's Jr. Dragster Racing Team, Oklahoma



2008 WCF G-Mac Team

- | | | |
|-----------------|-----------------|--------------|
| Kyle McDaniel | Gene McDaniels | Kallee Mills |
| Chance Brashar | Wilma McDaniels | Kenzi Schur |
| Jonathan Cooper | | Matt Cooper |

MT TRAILER ACCESSORIES

Tired of trying to get everything into the trailer? Packing just got easier! Try these new wall mounted holders. We built the Stands & Lift Holder, and the Tow Dolly Hanger Set, so you know they're going to work for you! We use them in our trailer!



(Stands & Lift not included)

MT LIFT & STANDS HOLDER
401737 \$ 119.95
(Stands & Lift not included)

MT TOW DOLLY HANGER SET

401729 \$ 79.95


Fits most tow dollies - single or dual.
(Tow dolly not included)



(Tow dolly not included)

MT WHEEL CHOCKS

Just bolt a pair of these to the floor of your trailer to provide a quick and very secure method of tying your Jr Dragster/ golf cart/ ATV down without scratching or tweaking the chassis. CAUTION: Always stop and check your tie downs when the sun goes down and the temperature changes. Cooler temperatures will drop air pressure in the tires and may allow tie downs to loosen.



400747 WHEEL CHOCKS \$ 80.00 (SET OF 2)



DUAL FLASHLIGHT HOLDER ASM
401741 \$ 19.95
(flashlights not included)



RATCHET STRAP 6' (EACH)
300955 \$ 14.80



STRAP, EXTENSION LOOP 18" (PAIR)
300947 \$ 7.35

DON'T SCRATCH THAT CHASSIS!

A set of these "soft touch" straps will keep those nasty hooks off of that fancy paint.

10AH SUPER MINI GEAR DRIVE
301960 \$ 239.00

(Larger battery for extended cranking power)

See pg 54 for parts & more info



Complete with a sealed lead acid battery.
READY TO GO!!!!



Alexcis Schultz, Virginia
Pinnacle T/F



Andrea Bush, Kansas
Pinnacle T/F



Jason Azbill Jr., Iowa
Pinnacle T/F



China McMahan,
New Jersey
Pinnacle T/F



Tanner Poe, California
Pinnacle T/F

ORDER ONLINE @ www.motivationaltubing.com

[Back to Index](#)

STARTER & TRAILER ACCESSORIES

**Motivational
Tubing.com**

**CROW
ENTERPRIZES.**



DRIVER RESTRAINT SYSTEMS

Motivational Tubing offers two styles of high quality 5-point restraints. The latch type restraint has a "duck bill" type latch to prevent unintentional release. The cam lock system has steel positive lock cam pins and cam belt ends with instant release. We also carry a 3" cam lock harness that comes standard in our Pinnacle Xtra.

STOCKED IN
BLACK, BLUE,
RED, & PURPLE!



CROW 5 POINT PULL UP
CAM LOCK HARNESS
(BLACK, BLUE, RED, PURPLE)
302095 \$ 134.95

This harness works as both a
bolt in or wrap around style.



CROW 5 POINT PULL UP
LATCH & LINK HARNESS
(BLACK, BLUE, RED, PURPLE)
302094 \$ 76.95

This harness works as both a
bolt in or wrap around style.

**CROW
ENTERPRIZES.**



CROW ARM RESTRAINTS
302096 \$ 27.98
(BLACK, BLUE, RED, PURPLE)

CROW 5 POINT PULL UP
3" CAM LOCK HARNESS
(BLACK ONLY)
302118 \$ 149.96



Comes standard in our
Pinnacle Xtra

CROW NECK COLLAR, ADULT TAPERED
Tapered from 1 3/4" in front to 2 1/4" in back.
302098 \$ 26.95
(BLACK ONLY)



CROW NECK COLLAR, JR
302097 \$ 26.95
(BLACK, BLUE, RED)

This neck collar is a youth size.
The circumference of the opening
is about 14". Recommended for
small children only.



Alex Wiens, Kansas
Pinnacle Xtra



Makenna Patterson, Alabama
Pinnacle T/F



CROW
ENTERPRISES.

CROW NOMEX GLOVES

| | | |
|--------|-----------------------|----------|
| 302099 | CHILD MED (BLACK) | \$ 49.95 |
| 302100 | CHILD LARGE (BLACK) | \$ 49.95 |
| 302101 | ADULT X-SMALL (BLACK) | \$ 49.95 |
| 302102 | ADULT SMALL (BLACK) | \$ 49.95 |
| 302103 | ADULT MED (BLACK) | \$ 49.95 |
| 302104 | ADULT LARGE (BLACK) | \$ 49.95 |

CHILD SIZES HAVE SHORTER FINGER LENGTHS.

CROW GLOVE SIZING INFORMATION

To find glove size in inches, make a loose fist, wrap a tape measure over knuckles around the largest part of hand, excluding the thumb.

| | |
|-------------------|---------------|
| 5" to 6" | Child Medium |
| 6 1/2" to 7" | Child Large |
| 6" to 6 1/2" | Adult X-Small |
| 7 1/2" to 8" | Adult Small |
| 8" to 9" | Adult Med |
| 9 1/2" to 10 1/2" | Adult Large |



CHILD SIZES HAVE SHORTER FINGER LENGTHS.



LEG CONTAINMENT NET

This net is NHRA accepted and adjustable to fit any car!

You can also adjust the distance from the steering cross-member so as to avoid foot entanglement. Available in black, blue, red, and purple.

302031 NET, LEG RESTRAINT \$ 23.95
(BLACK, BLUE, RED, PURPLE)

SFI 45.1 ROLL BAR PADDING CUSTOM FORMED FOR YOUR JR. DRAGSTER!

We had this SFI roll bar padding specially made for your Jr. Dragster roll cage. It is pre-formed in a mold to prevent it from cracking.

You cut it for a custom fit in your Jr. Dragster!

SFI 45.1 FORMED JD ROLL BAR PADDING KIT (1 1/8")

This kit will fit a roll cage (padding for helmet bars sold separately).

401649 \$ 69.95

SFI 45.1 FORMED HELMET BAR PAD (3/4")

This is made to fit your helmet bars.

302045 \$ 34.95



302043 1 1/8" STRAIGHT ROLL BAR PAD, SFI 45.1 (36" LENGTH) \$ 26.95

302048 3/4" STRAIGHT ROLL BAR PAD, SFI 45.1 (36" LENGTH) \$ 26.95



ROLL BAR PADS

300324 ROLL BAR PADDING KIT \$ 37.95

302082 ROLL BAR/HELMET BAR PADDING KIT* \$ 59.95
(BLACK, BLUE, RED, AND PURPLE)

301449 HELMET PAD \$ 18.00
(BLACK, BLUE, RED, AND PURPLE)



*These 2 pieces are included in 302082 (not in 300324)



Kara Huse, South Dakota
Pinnacle T/F

ORDER ONLINE @ www.motivationaltubing.com

[Back to Index](#)

SAFETY EQUIPMENT

Motivational
Tubing.com



M_T LARGE
STEERING WHEEL

LARGE STEERING WHEEL - 4.3" inside finger width

| | |
|-------------------------------------------------------------------------|----------|
| 401780 STEERING WHEEL, M_T LARGE | \$ 39.95 |
| 401781 GRIPS FOR M_T LARGE WHEEL | \$ 25.95 |
| 401782 ANODIZED GRIPS FOR M_T LARGE WHEEL (BLACK, BLUE, RED, OR PURPLE) | \$ 30.95 |



Grip colors for both
large & small
M_T steering wheels



M_T STEERING WHEELS
SHOWN W/ GRIPS
(SOLD SEPARATELY)

M_T

STEERING WHEELS 2 sizes

The M_T steering wheel is true to scale and features built in kill switch mounting and optional plain or anodized grips. Now in 2 sizes, including a bigger size for bigger hands!

SMALL STEERING WHEEL - 3.3" inside finger width

| | |
|-------------------------------------------------------------------------|----------|
| 400577 STEERING WHEEL, M_T SMALL | \$ 26.20 |
| 400578 GRIPS FOR M_T SMALL WHEEL | \$ 20.95 |
| 400588 ANODIZED GRIPS FOR M_T SMALL WHEEL (BLACK, BLUE, RED, OR PURPLE) | \$ 25.95 |



302080 QUICK RELEASE, HSD \$59.00

M_T ADJUSTABLE OFFSET SPINDLES \$ 183.95

• 2 SPINDLE SETS IN 1!

- Quickly adjust to 0", 1" or 2" offset
- Spindle shaft lock
- Caster: 17° Camber: 6°
- Alignment is not affected by offset changes
- During destructive testing these spindles survived multiple 5000 lb + impacts unscathed (Don't try this at home - your chassis won't survive!)

Call us for fit up information.

ADJUSTABLE OFFSET SPINDLE GROUPS

| | |
|---------------------------------|-----------|
| 401995 STD 1.80" SPINDLE SHAFT | \$ 183.95 |
| 401997 LONG 2.33" SPINDLE SHAFT | \$ 183.95 |



401994 SPACER, ADJ OFFSET \$ 0.00
SPINDLES RETRO (.192")

These spacers are needed when adapting to early model cars with 1.108" long kingpin tubes.

401992 KINGPIN TUBE, \$ 3.50
ADJUSTABLE OFFSET SPINDLES (1.492")



301236 BUSHING, BRONZE FLANGED \$ 5.45
(.50 x .62 x .50) (REPLACEMENT KINGPIN BUSHING)



Jacob Burrow, Texas
Pinnacle T/F

L&R SPINDLE SET W/BEARINGS
& K.P. BOLT (0° CAMBER)
400338 \$ 71.50



STILETTO RACK AND PINION

This thing is built like a Swiss Watch. It's a little pricey but for those who want the best, here ya go. You can feel the difference.



- 301808 RACK & PINION BOX, 3/8" (STILETTO) \$ 250.00
301076 SPLIT COUPLER (SPLINED, 5/8" BORE) \$ 18.83




- 300563 RACK AND PINION BOX (ARC) \$ 89.95



- 400335 TIE ROD, 3/8 CLEVIS X 3/8-24 x 4.88 (BRKT STAR) \$ 21.37
401151 TIE ROD, 3/8 CLEVIS X 3/8-24 x 2.88 (PINNACLE) \$ 20.51
(LENGTH IS MEASURED FROM CENTERLINE OF HOLE TO END OF TUBE)

- 301253 ROD END BEARING, 3/8" (MALE RIGHT HAND) \$ 5.94
SEE PAGE 51 FOR ADDITIONAL ROD END BEARINGS



- A 300080 NYLINER BUSHING (5/8" ID KINGPIN) \$ 1.15
B 300085 NYLINER BUSHING (5/8" ID STRG SHAFT) \$ 4.20
C 300084 NYLINER BUSHING (3/4" ID STRG SHAFT) \$ 4.20



- 400561 PLATE, STEERING SHAFT MTG \$ 8.80
401080 HANGER BRKT, 5/8" T/F STEERING SHAFT \$ 8.80

- 400334 STEERING SHAFT WA, BRKT STAR REAR (3/4" OD X 48") \$ 24.25
401807 STEERING SHAFT WA, BRKT STAR REAR Q.R. W/ HUB (3/4" OD X 48") \$ 78.50
400331 STEERING SHAFT WA, BRKT STAR FRONT ARC R&P (5/8" OD X 34") \$ 16.50
401758 STEERING SHAFT WA, PINNACLE REAR HSD Q.R. W/ HUB (3/4" OD X 8") \$ 80.50
401361 STEERING SHAFT WA, PINNACLE FRONT ARC R&P (5/8" OD X 78") \$ 26.75
401360 STEERING SHAFT WA, PINNACLE FRONT STILETTO R&P (5/8" OD X 78") \$ 36.95



400605 STEERING GROUP \$ 326.64 (ARC R&P)

- | | |
|-------------------------------------------------------------------|-----|
| 400338 BEARING SPINDLE SET | (1) |
| 400335 TIE RODS WITH CLEVIS (FOR R&P) | (2) |
| 301253 ROD END BRGS 3/8" MALE RH | (4) |
| 300563 RACK AND PINION BOX (ARC) | (1) |
| 400334 STEERING SHAFT WA, BRKT STAR REAR (3/4" OD X 48") | (1) |
| 400331 STEERING SHAFT WA, BRKT STAR FRONT ARC R&P (5/8" OD X 34") | (1) |
| 400577 STEERING WHEEL, M/T SMALL | (1) |
| 400561 PLATE, STEERING SHAFT MTG | (1) |
| 300084 NYLINER BUSHING (3/4" ID STRG SHAFT) | (1) |
| 301299 SAFETY WASHER, 3/8" STEEL | (2) |
| 400628 HARDWARE BAG (STEERING) | (1) |



Savanna Anderson, Colorado
Pinnacle T/F



Makenna Patterson, Alabama
Pinnacle T/F



Katie Brown, British Columbia
Pinnacle T/F

ORDER ONLINE @ www.motivationaltubing.com

[Back to Index](#)

STEERING COMPONENTS

Motivational
Tubing.com



300099 MASTER CYLINDER (MCP) \$ 46.75



300399 MASTER CYLINDER \$ 13.95
REBUILD KIT (MCP)



PLUG, BILLET MASTER CYL
300606 \$ 6.30

Use dot 5 silicone
brake fluid only.



300204 CALIPER (MCP) \$ 67.95
(LESS PADS)



300569 CALIPER SPACER 1/16 (MCP) \$ 2.50
300570 CALIPER ADJUSTER ASM (MCP) \$ 7.50
300400 CALIPER REBUILD KIT (MCP) \$ 15.95

401602 BRAKE PADS, BLACK PAIR \$ 25.25
(STEEL ROTOR)



300034 BRAKE FLUID \$ 7.95
(8 oz. DOT 5 SILICONE)



In case you need to know.....

INSTRUCTIONS FOR BLEEDING BRAKES

*BE SURE ALL HYDRAULIC CONNECTIONS ARE SECURE. NEVER USE TEFLON TAPE TO SEAL THE FITTINGS IN THE CASTINGS. AN APPROPRIATE TEFLON PASTE LIKE THAT USED BY THE MANUFACTURER IS RECOMMENDED.

*REMOVE THE FILLER PLUG FROM THE MASTER CYLINDER TOP AND FILL RESERVOIR WITH DOT-5 SILICONE BRAKE FLUID ONLY. STROKE THE MASTER CYLINDER LEVER ARM A FULL STROKE AND OPEN THE BLEED SCREWS ON THE CALIPER FOR ABOUT TWO SECONDS, THEN CLOSE. ALLOW THE MASTER CYLINDER ARM TO RETURN TO THE REST POSITION AND WAIT APPROXIMATELY TEN SECONDS TO ALLOW FOR THE FLUID IN THE RESERVOIR TO TRANSFER INTO THE BORE OF THE MASTER CYLINDER. REPEAT THE PROCESS OF STROKING THE MASTER CYLINDER AGAIN. OPEN AND CLOSE THE BLEED SCREWS THE SAME AS BEFORE, WAIT AGAIN. CONTINUE THIS PROCEDURE UNTIL A MORE FIRM PEDAL IS REALIZED (DEPENDING ON THE LENGTH OF LINE USED, THIS WILL PROBABLY BE 8 TO 12 TIMES).

*AFTER A REASONABLE PEDAL IS FIRING UP, TAKE SHORTER STROKES OF THE MASTER CYLINDER WITH THE BLEED SCREWS OPEN SO AS TO ALLOW ONLY A SHORT SPURT OF BRAKE FLUID TO ESCAPE. FOR THE FINISHING PROCESS, THE BRAKE PEDAL SHOULD BE HELD DOWN AS FIRMLY AS POSSIBLE BEFORE OPENING THE BLEED SCREWS TO PURGE AS MUCH AIR WITH THE ESCAPE OF FLUID AS POSSIBLE.

*CHECK ALL HYDRAULIC CONNECTIONS FOR ANY POSSIBLE FLUID LEAKS.

This brake rotor is
compliant with the
NHRA brake rules.
To use it, you will
need the CALIPER
SPACER (300569)
listed above.



301576 BRAKE ROTOR 10" X 1/4" SLOTTED STEEL \$ 62.65



401378 BRAKE GROUP (10" STEEL ROTOR) \$312.72 W/ BRAIDED STEEL BRAKE LINE

| | | |
|--------|-------------------------------------------------|-----|
| 300099 | MASTER CYLINDER | (1) |
| 300204 | CALIPER | (1) |
| 300569 | CALIPER SPACER | (1) |
| 301576 | BRAKE ROTOR 10" X 1/4" SLOTTED STEEL | (1) |
| 401602 | BRAKE PADS, PAIR (STEEL ROTOR) | (1) |
| 300212 | HUB, SPROCKET/ROTOR | (1) |
| 401153 | BRAKE LINE KIT, 96" SINGLE AN3 SS (WITH JUMPER) | (1) |
| 300034 | BRAKE FLUID (8 oz., DOT 5 SILICONE) | (1) |
| 400630 | HARDWARE BAG (BRAKE) | (1) |



Michael Hankinson, Maryland
Pinnacle

BRAIDED STAINLESS BRAKE LINE KITS & COMPONENTS



DUAL BRAKES & BRAKE LINE KITS



BRAKE LINE KIT, SINGLE AN3 BRAIDED STAINLESS
(Steel Fittings, with Jumper)
(Bleeder to feeder crossover, eliminates 1 bleeder)
401153 96" \$ 66.52
401154 108" \$ 68.38 (Fits most cars)



BRAKE LINE KIT, DOUBLE AN3 BRAIDED STAINLESS
(Steel Fittings)
401157 96" \$ 92.20
401158 108" \$ 95.92 (Fits most cars)




| DESCRIPTION | PART # | PRICE |
|--------------------------------------------|--------|----------|
| ADAPTER, AN3 X 1/8" NPT STRAIGHT (STEEL) | 300990 | \$ 2.17 |
| ADAPTER, AN3 X 1/8" NPT 45 DEGREES (STEEL) | 300991 | \$ 11.21 |
| ADAPTER, AN3 X 1/8" NPT 90 DEGREES (STEEL) | 300992 | \$ 6.89 |
| PLUG, 1/8" NPT (BRASS) | 300981 | \$ 2.30 |
| TEE, AN3 X 1/8" NPT RUN (STEEL) | 301507 | \$ 18.60 |
| TEE, AN3 (STEEL) | 301508 | \$ 18.60 |




BILLET LINE SEPARATOR (3 PK)
300984 \$ 29.95

BRAKE LINE, STAINLESS STEEL AN3

| LENGTH | PART # | PRICE |
|--------|--------|----------|
| 7" | 301509 | \$ 13.78 |
| 96" | 301511 | \$ 41.76 |
| 108" | 301512 | \$ 43.62 |



MINILITE DUAL CALIPER BRAKE KIT & COMPONENTS



| | | |
|---------|----------------------------------------------------------------------|-----------|
| 300977 | MASTER CYL, HI-PO BILLET | \$ 83.50 |
| 301246 | CALIPER ASM, DRAGSTER MINILITE (W/ PADS) | \$ 129.95 |
| *401603 | BRAKE PADS, MINILITE BLACK (STEEL ROTOR) PAIR | \$ 25.25 |
| *401604 | BRAKE PADS, SPECIAL THIN MINILITE BLACK (STEEL ROTOR) (RED DOT) PAIR | \$ 25.25 |
| 301575 | BRAKE ROTOR, MINILITE 6"x 3/16" | \$ 30.80 |
| 300976 | BRAKE HUB, MINILITE 1 1/4" | \$ 19.25 |

REBUILD KITS

| | | |
|--------|-------------------------------------|----------|
| 301542 | MASTER CYLINDER REBUILD KIT (HI-PO) | \$ 14.50 |
| 301543 | CALIPER REBUILD KIT (MINILITE) | \$ 16.95 |

***PLEASE NOTE:** If your caliper is the current version with the "3" as shown, use 401603 BRAKE PADS. Older calipers use the SPECIAL THIN BRAKE PAD (401604) with 3/16" thick rotors.



400775 BRAKE GROUP, MINILITE \$ 447.90 DUAL CALIPER

Tucked inside of the rear wheels, the "Dual Rear Brake Asm" utilizes twin 6" dia x 3/16" slotted steel rotors to provide excellent braking power in a small, attractive and lightweight package.

| | | |
|--------|------------------------------------------|-----|
| 300977 | MASTER CYLINDER, HI-PO BILLET | (1) |
| 301246 | CALIPER ASM, DRAGSTER MINILITE (W/ PADS) | (2) |
| 301575 | BRAKE ROTOR, MINILITE 6" x 3/16" | (2) |
| 300976 | BRAKE HUB, MINILITE 1 1/4" | (2) |
| 400775 | HARDWARE BAG (DUAL CALIPER BRAKES) | (1) |



BRKT, AXLE BEARING/ CALIPER MOUNT
400808 \$ 10.95



ORDER ONLINE @ www.motivationaltubing.com

Back to Index

Motivational
Tubing.com



301428 STOP, CABLE COLLET \$ 4.25

The most reliable cable clamp available
& it does not fray the cable!



A THROTTLE CABLE THAT DOESN'T STICK?

Are you struggling with that sticky old throttle cable? For smoother throttle response & to minimize the chance of the cable hanging the carburetor wide open install the **MT** throttle cable. With 3 styles they will fit all throttle pedal/ carburetor combinations & will eliminate the frustration of building adapters. These cable assemblies consist of a stainless steel cable with the appropriate diecast end sliding in a high density polyethylene lined steel conduit. **They work so smooooooth!**

- | | | |
|--------|---------------------------------------------------------|----------|
| 301221 | THROTTLE CABLE ASM, 120" W/ 3/16" BALL | \$ 14.50 |
| 301222 | THROTTLE CABLE ASM, 120" W/ 1/8" SLUG (28mm MIKUNI) | \$ 14.50 |
| 301409 | THROTTLE CABLE ASM, 120" W/ 1/4" BARREL (33+ MIKUNI) | \$ 14.50 |



THROTTLE & BRAKE PEDALS

- | | | |
|--------|-----------------------------------------------------------------------|----------|
| 400690 | PEDAL ASM W/ ANGLE, MT BRAKE (master cylinder not included) | \$ 70.95 |
| 400680 | PEDAL ASM W/ ANGLE, MT THROTTLE | \$ 83.50 |
| 401454 | PEDAL ASM, MT BRAKE LESS ANGLE | \$ 58.45 |
| 401453 | PEDAL ASM, MT THROTTLE LESS ANGLE | \$ 71.00 |

400916 PEDALS GROUP \$ 168.95

- | | |
|-------------------------------|----------------------------------------------|
| 400680 | PEDAL ASM W/ ANGLE, MT THROTTLE |
| 400690 | PEDAL ASM W/ ANGLE, MT BRAKE |
| YOUR CHOICE OF THROTTLE CABLE | |
| 301221 | THROTTLE CABLE ASM, 120" W/ 3/16" BALL OR |
| 301222 | THROTTLE CABLE ASM, 120" W/ 1/8" SLUG OR |
| 301409 | THROTTLE CABLE ASM, 120" W/ 1/4" BARREL |



Master cylinder
not included



ANGLE, PEDAL MTG
401629 \$ 12.50

Madeline Culbert, Pennsylvania
Pinnacle T/F



Abby Fisk, Tennessee
Pinnacle



STANDARD REAR AXLES

| | | |
|--------|----------------------------------|----------|
| 300997 | AXLE, 1 1/4" x 16" ALUM TUBE | \$ 54.50 |
| 401600 | AXLE, 1 1/4" x 18" ALUM TUBE | \$ 54.50 |
| 301513 | AXLE, 1 1/4" x 20" ALUM TUBE | \$ 54.50 |
| 300616 | AXLE, 1 1/4" x 23" ALUM TUBE | \$ 54.50 |
| 300617 | AXLE, 1 1/4" x 23" CHROMOLY TUBE | \$ 73.85 |
| 300350 | AXLE, 1 1/4" x 26" CHROMOLY TUBE | \$ 79.13 |
| 300865 | AXLE, 1 1/4" x 34" CHROMOLY TUBE | \$ 79.13 |



SPLINED AXLES

| | | |
|--------|-------------------------------------------|-----------|
| 301118 | AXLE, 1 1/4" x 20" ALUM W/ CENTER SPLINES | \$ 136.50 |
| 301848 | AXLE, 1 1/4" x 18" ALUM W/ CENTER SPLINES | \$ 136.50 |
| 301077 | AXLE, 1 1/4" x 16" ALUM W/ CENTER SPLINES | \$ 136.50 |



380014 SNAP RING, EXT 1 1/4" \$ 1.34



| | | |
|--------|-----------------------------------|----------|
| 300210 | BEARING, 1 1/4" ID, STANDARD | \$ 15.00 |
| 300311 | BEARING, 1 1/4" ID, FREE SPINNING | \$ 16.50 |



CERAMIC
BEARINGS

| | | |
|--------|----------------------------------------|----------|
| 302068 | BEARING (CERAMIC), 1 1/4" ID SPHERICAL | \$ 95.95 |
|--------|----------------------------------------|----------|



*Motivational
Tubing.com*



| | | |
|--------|---------------------------|----------|
| 300212 | HUB FOR SPROCKET/ROTOR | \$ 31.50 |
| 301078 | HUB FOR SPROCKET, SPLINED | \$ 49.50 |



| | | |
|--------|-----------------------------------------------|----------|
| 300337 | CASSETTE, 1 1/4" BILLET | \$ 15.35 |
| 401069 | MODIFIED CASSETTE (Use with dual calipers) | \$ 20.95 |



400748 BEARING FLANGES, 1 1/4" (SET OF 4) \$ 9.44



400497 KEY SET, REAR AXLE \$ 5.95

400609 REAR AXLE GROUP \$ 133.59



| | | |
|--------|------------------------------------|-----|
| 300616 | AXLE, 1 1/4" x 23" ALUM | (1) |
| 300210 | BEARING, 1 1/4" ID STD | (2) |
| 400748 | BEARING FLANGES, 1 1/4" (SET OF 4) | (1) |
| 300212 | HUB FOR SPROCKET OR ROTOR | (1) |
| 400497 | KEY SET, REAR AXLE | (1) |
| 400631 | HARDWARE BAG (REAR AXLE) | (1) |



PUTTING A BEARING INTO A CASSETTE

In case you need to know....

CAUTION: Medical studies have shown that some male pattern baldness may be caused by first time installation of spherical bearings into cassettes. We have seen people try to press them in, grind them in, and pound them in before they realize how simple the installation is. Just insert the bearing through the notches on the backside of the cassette with the axis of the bearing perpendicular to the axis of the cassette. Then rotate the bearing until they are both on the same axis. (To rotate the bearing you will want to bolt the cassette in and use the axle for leverage) Piece of cake, once you know how!



Eric Bowman, Florida
Pinnacle Extra



Courtney Langley, Oklahoma
Pinnacle T/F

ORDER ONLINE @ www.motivationaltubing.com

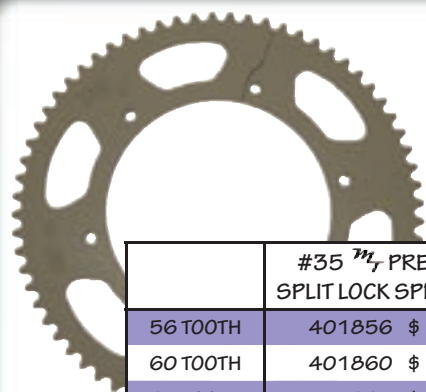
[Back to Index](#)

REAR AXLE COMPONENTS


Motivational
Tubing.com

Split Lock

With exclusive interlocking tabs to ensure
a true running sprocket without the
extra hardware to mess with.



| | #35 ^M PRECISION SPLIT LOCK SPROCKETS |
|----------|----------------------------------------------------|
| 56 TOOTH | 401856 \$ 31.50 |
| 60 TOOTH | 401860 \$ 31.50 |
| 64 TOOTH | 401864 \$ 31.50 |
| 68 TOOTH | 401868 \$ 31.50 |
| 72 TOOTH | 401872 \$ 36.50 |
| 74 TOOTH | 401874 \$ 36.50 |
| 76 TOOTH | 401876 \$ 36.50 |
| 78 TOOTH | 401878 \$ 36.50 |
| 80 TOOTH | 401880 \$ 41.50 |
| 82 TOOTH | 401882 \$ 41.50 |
| 84 TOOTH | 401884 \$ 41.50 |
| 86 TOOTH | 401886 \$ 41.50 |
| 88 TOOTH | 401888 \$ 41.50 |



Martin ^M **SABER TOOTH**

#35 DRIVE SPROCKETS

^M sells only high quality
Martin Drive Sprockets.
They run true and are
"made in the USA."



380003 KEY, .188 x .188 x .750 \$ 0.89

#35 CHAIN BREAKER TOOL

Uses a pin press to "break" chain to the desired length.
Also has a flat press used to assemble chain without
a master link. A quality addition to any tool box.

- 300821 CHAIN BREAKER, #35 \$28.50
300822 CHAIN BREAKER PIN, #35 \$ 7.75
(FOR REPLACEMENT)



| | 35B ³ / ₄ " BORE |
|----------|----------------------------------------|
| 12 TOOTH | 300438 \$ 13.95 |
| 13 TOOTH | 300439 \$ 13.95 |
| 14 TOOTH | 300440 \$ 13.95 |
| 15 TOOTH | 300441 \$ 13.95 |
| 16 TOOTH | 300443 \$ 15.95 |
| 17 TOOTH | 300444 \$ 15.95 |
| 18 TOOTH | 301618 \$ 15.95 |
| 20 TOOTH | 301620 \$ 19.95 |
| 22 TOOTH | 301622 \$ 22.95 |

| | | DRIVE SPROCKET TEETH (FRONT) | | | | | | | | | |
|------------------------------|----|------------------------------|------|------|------|------|------|------|------|------|--|
| DRIVEN SPROCKET TEETH (REAR) | | 12 | 13 | 14 | 15 | 16 | 17 | 18 | 20 | 22 | |
| | 56 | 4.67 | 4.31 | 4.00 | 3.73 | 3.50 | 3.29 | 3.11 | 2.80 | 2.55 | |
| | 60 | 5.00 | 4.62 | 4.29 | 4.00 | 3.75 | 3.53 | 3.33 | 3.00 | 2.73 | |
| | 64 | 5.33 | 4.92 | 4.57 | 4.27 | 4.00 | 3.76 | 3.56 | 3.20 | 2.91 | |
| | 68 | 5.67 | 5.23 | 4.86 | 4.53 | 4.25 | 4.00 | 3.78 | 3.40 | 3.09 | |
| | 72 | 6.00 | 5.54 | 5.14 | 4.80 | 4.50 | 4.24 | 4.00 | 3.60 | 3.27 | |
| | 74 | 6.17 | 5.69 | 5.29 | 4.93 | 4.63 | 4.35 | 4.11 | 3.70 | 3.36 | |
| | 76 | 6.33 | 5.85 | 5.43 | 5.07 | 4.75 | 4.47 | 4.22 | 3.80 | 3.45 | |
| | 78 | 6.50 | 6.00 | 5.57 | 5.20 | 4.88 | 4.59 | 4.33 | 3.90 | 3.55 | |
| | 80 | 6.67 | 6.15 | 5.71 | 5.33 | 5.00 | 4.71 | 4.44 | 4.00 | 3.64 | |
| | 82 | 6.83 | 6.31 | 5.86 | 5.47 | 5.13 | 4.82 | 4.56 | 4.10 | 3.73 | |
| | 84 | 7.00 | 6.46 | 6.00 | 5.60 | 5.25 | 4.94 | 4.67 | 4.20 | 3.82 | |
| | 86 | 7.17 | 6.62 | 6.14 | 5.73 | 5.38 | 5.06 | 4.78 | 4.30 | 3.91 | |
| | 88 | 7.33 | 6.77 | 6.29 | 5.87 | 5.50 | 5.18 | 4.89 | 4.40 | 4.00 | |

#35 REGINA GOLD CHAIN

The Regina chain is more than just the high quality chain out there. It is
engineered for long life even in the harshest conditions. The Regina chain is
strongest when pressed together but can be put together with a master link.
If you are going to press it together a chain breaker must be used to assemble
or disassemble it. Nothing compares to its strength and durability.

- 301754-5 CHAIN, #35 REGINA GOLD (5' LENGTH) \$ 45.00
301755 CHAIN RIVET LINK, #35 REGINA \$ 2.75
301743 CHAIN CLIP LINK, #35 REGINA \$ 4.50

Actual
size



RIVET LINK

CLIP LINK



Actual size

#35 SPACE CHAIN

- 300260 CHAIN, #35 SPACED \$19.50
(4 FT W/ MASTER LINK)
300313 MASTER LINK, SPACE CHAIN \$ 1.25



Riely Munoz, Kansas
Pinnacle T/F

Sprockets

Another innovation from *Motivational Tubing.com*

- Unique split lock tab design for perfect tooth alignment.
No extra hardware needed!
- Stress analyzed for ultimate strength & minimum weight
- Precision CNC machined
- Hard anodized for years of service



| | #415 $\frac{3}{4}$ " PRECISION SPLIT LOCK SPROCKETS |
|----------|-----------------------------------------------------|
| 63 TOOTH | 401963 \$ 47.50 |
| 64 TOOTH | 401964 \$ 47.50 |
| 65 TOOTH | 401965 \$ 47.50 |
| 66 TOOTH | 401966 \$ 47.50 |
| 67 TOOTH | 401967 \$ 47.50 |
| 68 TOOTH | 401968 \$ 47.50 |
| 69 TOOTH | 401969 \$ 47.50 |
| 70 TOOTH | 401970 \$ 47.50 |
| 71 TOOTH | 401971 \$ 47.50 |
| 72 TOOTH | 401972 \$ 47.50 |

#415 DRIVE SPROCKETS



KEY, .188 x .188 x .750
380003 \$ 0.89

| | $\frac{3}{4}$ " BORE |
|----------|----------------------|
| 9 TOOTH | 301981 \$ 26.25 |
| 10 TOOTH | 301982 \$ 26.25 |
| 11 TOOTH | 301983 \$ 26.25 |
| 12 TOOTH | 301984 \$ 26.25 |
| 13 TOOTH | 301985 \$ 26.25 |
| 14 TOOTH | 301986 \$ 26.25 |
| 15 TOOTH | 301987 \$ 26.25 |
| 16 TOOTH | 301988 \$ 26.25 |
| 17 TOOTH | 301989 \$ 26.25 |
| 18 TOOTH | 301980 \$ 26.25 |

#415 SPROCKETS & CHAIN

As engine horsepower is increasing chain has become "the weak link" in the Jr Dragster drivetrain. Upgrading your car to **#415 CHAIN** is the obvious answer with strength to spare. Combine the .500 pitch chain with a quality **DRIVE SPROCKET** and a **$\frac{3}{4}$ " PRECISION SPLIT LOCK SPROCKET** for a bullet-proof combination. This chain will easily last a season saving money and frustration. (These will fit directly onto your existing sprocket hub and jackshaft)



#415 REGINA GOLD CHAIN

301861-5 CHAIN, #415 RS REGINA GOLD (5' LENGTH) \$ 42.50
301862 CHAIN CLIP LINK, #415 RS REGINA \$ 2.10



#415/#420 CHAIN BREAKER TOOL

Uses a pin press to "break" chain to the desired length. Also has a flat press used to assemble chain without a master link.

301863 CHAIN BREAKER TOOL, 415/420 \$ 46.95
301864 PIN, LONG (415/420 CHAINBREAKER) \$ 6.75
301865 PIN, SHORT (415/420 CHAINBREAKER) \$ 6.75

#415 vs #420 What is the difference?

The pitch and the strength of these chains are the same, but the #415 is narrower and lighter. The sprockets for #415 and #420 are NOT interchangeable. MT is no longer carrying #420 chain or sprockets.

GEAR RATIO CHART

| | | DRIVE SPROCKET TEETH (FRONT) | | | | | | | | | |
|------------------------------|----|------------------------------|------|------|------|------|------|------|------|------|------|
| DRIVEN SPROCKET TEETH (REAR) | | 9 | 10 | 11 | 12 | 13 | 14 | 15 | 16 | 17 | 18 |
| | 63 | 7.00 | 6.30 | 5.73 | 5.25 | 4.85 | 4.50 | 4.20 | 3.94 | 3.71 | 3.50 |
| | 64 | 7.11 | 6.40 | 5.82 | 5.33 | 4.92 | 4.57 | 4.27 | 4.00 | 3.76 | 3.56 |
| | 65 | 7.22 | 6.50 | 5.91 | 5.42 | 5.00 | 4.64 | 4.33 | 4.06 | 3.82 | 3.61 |
| | 66 | 7.33 | 6.60 | 6.00 | 5.50 | 5.08 | 4.71 | 4.40 | 4.13 | 3.88 | 3.67 |
| | 67 | 7.44 | 6.70 | 6.09 | 5.58 | 5.15 | 4.79 | 4.47 | 4.19 | 3.94 | 3.72 |
| | 68 | 7.56 | 6.80 | 6.18 | 5.67 | 5.23 | 4.86 | 4.53 | 4.25 | 4.00 | 3.78 |
| | 69 | 7.67 | 6.90 | 6.27 | 5.75 | 5.31 | 4.93 | 4.60 | 4.31 | 4.06 | 3.83 |
| | 70 | 7.78 | 7.00 | 6.36 | 5.83 | 5.38 | 5.00 | 4.67 | 4.38 | 4.12 | 3.89 |
| | 71 | 7.89 | 7.10 | 6.45 | 5.92 | 5.46 | 5.07 | 4.73 | 4.44 | 4.18 | 3.94 |
| | 72 | 8.00 | 7.20 | 6.55 | 6.00 | 5.54 | 5.14 | 4.80 | 4.50 | 4.24 | 4.00 |



Jonathan Huse, South Dakota
Pinnacle T/F

ORDER ONLINE @ www.motivationaltubing.com

[Back to Index](#)

#415 CHAIN & SPROCKETS



Hoosier

Light weight and a very sticky compound is their claim to fame. Fitting an 8" diameter rim, they come in 18" OD and 8" or 10" tread widths.



TIRE, HOOSIER JR3

301722 (18" x 8"-8") 4.9 lbs \$ 125.00
301723 (18" x 10"-8") 6.2 lbs \$ 130.00



Velcro

REAR TIRE COVERS

These tire covers have velcro for easy on & off! Fits tires with a roll out from about 53" to 56".

301444 \$ 49.95 PAIR
(18" x 8")



All tires are sized & matched, ready to ship!

FREE MOUNTING!

when you order a wheel/tire package!



Mia Schultz, Virginia Pinnacle

REAR SLICKS

Rear slicks are measured as follows:
(tire OD x tread width - wheel diameter).



FREE MOUNTING!
when you order a wheel/tire package!



Mickey Thompson rear tires have set the J.D. tire standards providing countless 660' and 330' passes.

- The smaller /lighter tires fit an 8" diameter rim with an 18" OD and 8" wide tread.
- The larger tire fits a 10" diameter rim with a 19" OD and 8" wide tread.

301404 TIRE, MICKEY THOMPSON M2 (18" x 8"-8") 5.2 lbs \$ 158.00
301405 TIRE, MICKEY THOMPSON M2 (19" x 8"-10") 6.6 lbs \$ 128.00
301867 TIRE, MICKEY THOMPSON M2 (18" x 8 1/2"-8") \$ 162.00

All Mickey Thompson tires are warranted directly through Mickey Thompson



TIRE GAUGE

This 0-15 psi unit is highly accurate and comes with a rubber gauge protector housing for when you drop it.

TIRE GAUGE, 0-15 PSI
300930 \$ 35.50

Measured & Matched!

Because we know that the measurements scribbled on the tires at the factory are not reliable,

Motivational Tubing checks the circumference of ALL rear tires at 5 PSI on our own TIRE DYNO and matches all sets within 1/4".



REAR WHEEL/TIRE PACKAGES

If you purchase 2 rear tires & 2 wheels we will mount them, with valve stems, at no additional charge!


| | | | | | |
|-----------------------------------|-----------|-----------|-----------|-----------|-----------|
| DOUGLAS 8" x 8" | \$ 407.90 | \$ 415.90 | | \$ 341.90 | \$ 351.90 |
| DOUGLAS 10" x 8" | | | \$ 363.90 | | |
| 3 SPOKE 8" x 6", 8" x 7", 8" x 8" | \$ 419.90 | \$ 427.90 | | \$ 353.90 | \$ 363.90 |
| 3 SPOKE 8" x 9" | \$ 425.00 | \$ 433.00 | | \$ 359.00 | \$ 369.00 |
| 3 SPOKE 10" x 8" | | | \$ 373.00 | | |
| BEADLOCK 8" x 8", 8" x 9" | \$ 667.90 | \$ 675.90 | | \$ 601.90 | \$ 611.90 |
| MICKEY THOMPSON 18" x 8"-8" | | | | | |
| MICKEY THOMPSON 18" x 8 1/2"-8" | | | | | |
| MICKEY THOMPSON 19" x 8"-10" | | | | | |
| HOOSIER 18" x 8"-8" | | | | | |
| HOOSIER 18" x 10" x 8" | | | | | |



Ryan Ely Jr, Pennsylvania Pinnacle T/F



REAR WHEELS



NO STRIPPING!



3 BOLT BEADLOCK REAR WHEELS

with strip proof hardware!

- High quality steel insert nuts to prevent thread stripping
- Advanced 12pt bolts to stop rounded bolt heads
- Superior machined finish

3 BOLT BEADLOCK REAR WHEELS

| PART # | X WIDTH | DIAMETER INSIDE + OUTSIDE | BOLT PATTERN | WEIGHT | PRICE |
|--------|---------|---------------------------|--------------|---------|-----------|
| 401644 | 8" x 8" | 3" + 5" | (3/5.25) | 3.2 lbs | \$ 175.95 |
| 401645 | 8" x 9" | 4" + 5" | (3/5.25) | 3.4 lbs | \$ 175.95 |

SPECIFY ALUM, BLACK, BLUE, RED, OR PURPLE RINGS

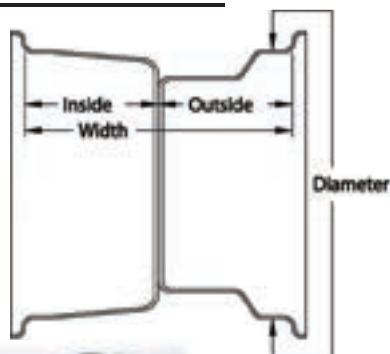


BEADLOCK RING (FOR REPLACEMENT)
ALUM, BLACK, BLUE, RED, OR PURPLE
401636 \$ 47.50 EACH



3 SPOKE WHEELS

| PART # | X WIDTH | DIAMETER INSIDE + OUTSIDE | BOLT PATTERN | WEIGHT | PRICE |
|--------|----------|---------------------------|--------------|---------|----------|
| 300827 | 8" x 6" | 3" + 3" | (3/5.25") | 1.9 lbs | \$ 51.95 |
| 301569 | 8" x 7" | 3" + 4" | (3/5.25") | 1.9 lbs | \$ 51.95 |
| 301429 | 8" x 8" | 3" + 5" | (3/5.25") | 2.2 lbs | \$ 51.95 |
| 301868 | 8" x 9" | 4" + 5" | (3/5.25") | 2.3 lbs | \$ 54.50 |
| 301578 | 10" x 8" | 3" + 5" | (3/5.25") | 3.1 lbs | \$ 58.50 |



REAR WHEELS

Douglas has been the main manufacturer of JD wheels from the get go. These wheels are lightweight and highly polished.

| PART # | X WIDTH | DIAMETER INSIDE + OUTSIDE | BOLT PATTERN | WEIGHT | PRICE |
|--------|----------|---------------------------|--------------|---------|----------|
| 301719 | 8" x 8" | 3" + 5" | (4/4") | 2.5 lbs | \$ 45.95 |
| 301720 | 8" x 8" | 3" + 5" | (5/130mm) | 2.4 lbs | \$ 45.95 |
| 300271 | 10" x 8" | 3" + 5" | (4/4") | 3.4 lbs | \$ 53.95 |
| 300272 | 10" x 8" | 3" + 5" | (5/130mm) | 3.2 lbs | \$ 53.95 |



FREE MOUNTING!
when you order a wheel/tire package!

REAR WHEEL HUBS

Motivational Tubing has three rear wheel hubs to choose from. The standard "4 on 4", the tried and true "5 on 130" & the 3 on 5.25".

| | | | |
|--------|---------------------------|---------|----------|
| 300265 | WHEEL HUB (4/4") | 1.7 lbs | \$ 35.50 |
| 300266 | WHEEL HUB, STAR (5/130mm) | 1 lb | \$ 57.95 |
| 300824 | WHEEL HUB (3/5.25") | 0.8 lbs | \$ 45.95 |



In case you need to know.....

5 on 130mm means 5 bolts on a 130mm bolt circle.
4 on 4" means 4 bolts on a 4" bolt circle. 3 on 5.25" means 3 bolts on a 5.25" bolt circle.



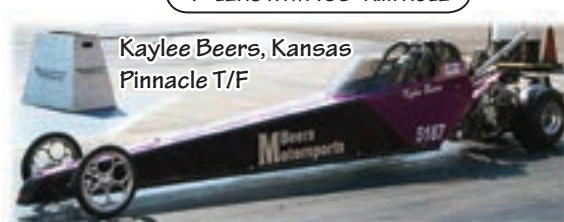
302049 VALVE STEM \$ 4.50
CHROME



301998 VALVE STEM \$ 1.50
1" LENGTH x .453" RIM HOLE



AJ Thomas, California
Pinnacle Xtra



Kaylee Beers, Kansas
Pinnacle T/F

ORDER ONLINE @ www.motivationaltubing.com

[Back to Index](#)

REAR TIRES & WHEELS

Motivational
Tubing.com

ROTARY FORGED FRONT WHEELS

BY Motivational
Tubing.com



SELF CENTERED!

These wheels have a lot to brag about!!!

- Just add air to center the tire on the wheel
- Less rotating inertia due to optimized rim profile
- Sold as Wheel Set (2 wheels with bearings)

- Absurdly light-weight while maintaining ultimate strength - the lightest in the industry

*Weights shown are for 1 wheel, bearings, and wheel cap.



A BACKDRAFT
weight of 1 wheel*: 2.7 lbs



B TENSION
weight of 1 wheel*: 2.4 lbs



C STAR
weight of 1 wheel*: 2.4 lbs



D REACTION
weight of 1 wheel*: 2.2 lbs



E TRINITY
weight of 1 wheel*: 2.1 lbs



F OPTIMA
weight of 1 wheel*: 2.3 lbs



G FLORISTIC
weight of 1 wheel*: 2.3 lbs



H THREE
(Unpolished \$ 249.00)
weight of 1 wheel*: 2.2 lbs

LOWER PRICE!

Non-stocking item



I BELIEVER
weight of 1 wheel*: 2.2 lbs

Non-stocking item



J WHIRLWIND
weight of 1 wheel*: 2.8 lbs

Non-stocking item



K SHAZAM
weight of 1 wheel*: 2.3 lbs

Non-stocking item



L IMPELLER
weight of 1 wheel*: 2.4 lbs

Motivational
Tubing.com

FRONT WHEEL SETS -

2 Wheels and Bearings

| | | |
|----------|--------------------|-----------|
| A 401638 | BACKDRAFT | \$ 349.00 |
| B 401640 | TENSION | \$ 349.00 |
| C 401754 | STAR | \$ 349.00 |
| D 401616 | REACTION | \$ 349.00 |
| E 401618 | TRINITY | \$ 349.00 |
| F 401620 | OPTIMA | \$ 349.00 |
| G 401624 | FLORISTIC | \$ 349.00 |
| H 401944 | THREE (unpolished) | \$ 249.00 |

♦The wheels below are NON-STOCK items. Please call for availability and details.

| | | |
|----------|-----------|-----------|
| I 401626 | BELIEVER | \$ 349.00 |
| J 401628 | WHIRLWIND | \$ 349.00 |
| K 401622 | SHAZAM | \$ 349.00 |
| L 401614 | IMPELLER | \$ 349.00 |

FOR REPLACEMENT
HUB CAP, FORGED FRONT WHEEL
401610 \$ 11.14



Sarah Beardsley
BELIEVER



Jared Winters
SHAZAM

BLACK ANODIZED, CONTRAST CUT FRONT WHEELS BY *Motivational Tubing.com*

**Completely machined
on both sides!**

\$399.00

*Sold as Wheel Set (2 wheels with bearings)
Same great features as our other front wheels!*

402019 KALEIDOSCOPE \$ 399.00
402021 FUSION \$ 399.00



KALEIDOSCOPE
weight of 1 wheel*: 2.2 lbs



FUSION
weight of 1 wheel*: 2.0 lbs

*Our lightest
wheel yet!*

**Weights are for 1 wheel, bearings, and wheel cap.*

Any of our polished front wheels are now available in contrast cut!

Custom orders - build to order (non-stock).
Call for details and complete pricing information.

- Front wheels on pg 32 are contrast cut on front side only.
- Custom orders are prepaid and non-refundable.
- Prices vary based on design - call for info.



BACKDRAFT, CONTRAST CUT
\$ 399.00



TENSION, CONTRAST CUT
\$ 369.00



TF-100 TIRES


The finest Jr. Dragster tire available for
safety, appearance & function!

**SET OF TF-100 TIRES (2) &
HEAVY DUTY TUBES (2)**
301440 \$ 53.90

The TF-100 is the **ONLY** front tire engineered &
constructed for the speeds encountered in jr. drag racing!

- Smooth tread with depth holes
- Stronger sidewall & bead construction

| | | | WEIGHT OF 1 |
|--------|-----------------------------------|----------|-------------|
| 301441 | TIRE, 16" x 1.75" TF-100 (35 PSI) | \$ 21.95 | 0.9 LBS |
| 301442 | TUBE, 16" x 1.75" HEAVY DUTY | \$ 8.00 | 0.6 LBS |
| 300475 | TUBE, 16" x 1.75" STD | \$ 5.00 | 0.3 LBS |



LIGHT SHIELD
401530 \$ 11.55


ATTENTION: At some tracks,
depending on staging light
type, location, and the type
of wheel, the light beam can
shine through the cutouts in
the wheels causing erratic
staging and false red lights.
This can be remedied by adding
this LIGHT SHIELD on the spindle
inside of the wheel to block the beam.

FRONT WHEEL BEARINGS - CERAMIC & STANDARD

| SIZE & DESIGNATION | STD PART # | STD PRICE | CERAMIC PART # | CERAMIC PRICE |
|-----------------------------------------------------------------------------------------|---------------|--------------|-------------------|------------------|
| .625 ID x 1.625 OD x .500 WIDE (M-T FRONT WHEELS) | 301999 | \$ 3.48 | 302066 | \$ 45.00 |
| .625 ID x 1.375 OD x .4375 WIDE (FRONT WHEELS - OTHER THAN M-T, & CLUTCH SUPPORT) | 300423 | \$ 4.79 | 302065 | \$ 35.00 |



Jacob Boitnott
WHIRLWIND



Megan Culbert
FLORISTIC Megan Culbert, Pennsylvania
Pinnacle T/F

Megan's car has M-T Floristic front wheels that
she designed for our Design A Wheel Contest!



*The difference
is in
the DETAILS!*

ORDER ONLINE @ www.motivationaltubing.com

[Back to Index](#)

FRONT TIRES & WHEELS




POLAR JUNIOR

The Polar Junior is precision machined from billet aluminum and specially engineered for Jr Drag Racing. The driver clutch is tuned by selecting weights, ramps and spring. The driven clutch has adjustable torque settings and helix angles. Requires a motorplate/jackshaft assembly.

301101 POLAR TORQUE CONVERTER KIT \$ 648.70

| | | |
|--------|--------------------------------------------|-----|
| 301102 | PRIMARY CLUTCH ASM, POLAR | (1) |
| 301122 | SECONDARY CLUTCH ASM, POLAR | (1) |
| 301869 | BELT, 9" POLAR MAX, 33.93 O.C. (33188 MAX) | (1) |

301102 PRIMARY CLUTCH ASM, POLAR \$ 474.00



| | | | |
|---|--------|-------------------------------------------|----------|
| A | 380173 | DRIVER MOUNTING BOLT, 5/16-24 x 3 1/2 HCS | \$ 2.26 |
| B | 301103 | COVER | \$ 60.66 |
| C | 301104 | RAMP HOLDER | \$ 59.37 |
| D | 301145 | RAMPS, P18-28-22 (STOCK) | \$ 49.95 |
| | | (SEE LIST FOR ADDITIONAL RAMPS) | |
| E | 301105 | DRIVE HUB W/SQUARE BUSHING | \$ 43.74 |
| F | 301107 | PRIMARY SPRING, PURPLE (STOCK) | \$ 17.50 |
| | | (SEE LIST FOR ADDITIONAL PRIMARY SPRINGS) | |
| G | 301109 | SPRING RETAINER | \$ 24.94 |
| H | 301110 | SPRING CARRIER | \$ 88.26 |
| I | 301111 | ARM, ROLLER MTG (EACH) | \$ 18.37 |
| J | 400598 | BOLT/NUT, ARM (SET OF 3 BOLTS & 3 NUTS) | \$ 8.50 |
| K | 301942 | WEIGHT SET, 7 GRAM | \$ 12.50 |
| | | (COMES STD WITH 7 GRAM WEIGHTS) | |
| | | (SEE BOTTOM OF PAGE FOR WEIGHT KIT) | |
| L | 301117 | ROLLER, HARDENED W/BUSHING (EACH) | \$ 7.00 |
| M | 301112 | MOVEABLE SHEAVE HALF, PRIMARY (W/BUSHING) | \$ 64.49 |
| N | 300594 | BUSHING, ROUND BRASS | \$ 12.95 |
| O | 301113 | POST, PRIMARY | \$ 80.22 |
| P | 301114 | FIXED SHEAVE HALF, PRIMARY | \$ 43.26 |
| Q | 400568 | KEY, 3/16 x 3/16 x 1 3/4 | \$ 1.65 |

| | | |
|--------|-----------------------------------------------------------|---------|
| 380329 | DRIVER MOUNTING BOLT, 5/16-24 x 4 HSHCS | \$ 3.00 |
| 380330 | DRIVER MOUNTING BOLT, 5/16-24 x 4 1/2 HSHCS | \$ 6.21 |
| 401743 | ALL THREAD CLUTCH BOLT, 5/16-24 x 5 1/4 W/ NUTS (GRADE 8) | \$ 3.75 |

RAMPS

| | | |
|--------|---------------------|----------|
| 301143 | P12-28-22 | \$ 49.95 |
| 301144 | P15-28-22 | \$ 49.95 |
| 301168 | P15-30-24 | \$ 49.95 |
| 301145 | P18-28-22 (STOCK) | \$ 49.95 |
| 301707 | P20SS (12.90 CLASS) | \$ 49.95 |

The ramps listed above are the ramps we will stock. Other ramps available by request.

PRIMARY SPRINGS *This is a corrected list of Polar Springs.

| | | |
|--------|-----------------------------|----------|
| 302005 | WHITE (-300 RPM ENGAGEMENT) | \$ 17.50 |
| 301107 | PURPLE (STOCK) | \$ 17.50 |
| 300592 | GREEN (+200 RPM ENGAGEMENT) | \$ 17.50 |
| 302006 | BLUE (+400 RPM ENGAGEMENT) | \$ 17.50 |

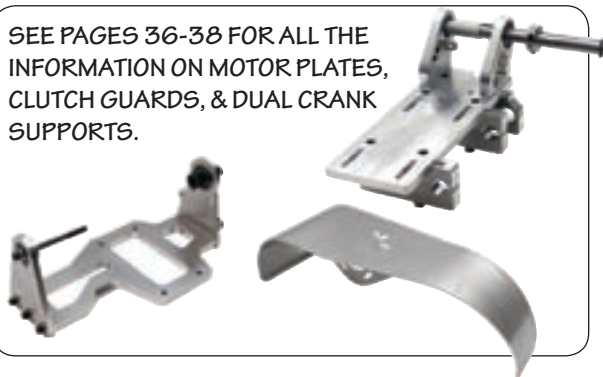
301739 WEIGHT KIT, POLAR \$ 48.95
(Includes 4, 5, 6, 8, & 9 gram weights)

301942 WEIGHT SET, 7 GRAM \$ 12.50
(Sold separately)




Paige Gavin, Australia
Pinnacle T/F

SEE PAGES 36-38 FOR ALL THE
INFORMATION ON MOTOR PLATES,
CLUTCH GUARDS, & DUAL CRANK
SUPPORTS.



301122 SECONDARY CLUTCH ASM, POLAR \$ 288.00



| | | | |
|---|--------|---------------------------------------------|----------|
| A | 301121 | HELIX CAM, 34 DEGREES (STOCK) | \$ 53.95 |
| | | (SEE LIST FOR ADDITIONAL HELIX CAMS) | |
| B | 301116 | BUSHING, ROUND TEFLON (2 REQD) | \$ 10.25 |
| C | 301126 | SECONDARY SPRING, YELLOW (STOCK) | \$ 17.50 |
| | | (SEE LIST FOR ADDITIONAL SECONDARY SPRINGS) | |
| D | 301127 | BUTTON CARRIER | \$ 59.49 |
| E | 301132 | BUTTON | \$ 3.00 |
| F | 301128 | SECONDARY POST | \$ 37.84 |
| G | 301129 | FIXED SHEAVE HALF, SECONDARY | \$ 63.46 |
| H | 301173 | SHIM, SECONDARY ROUND .010 | \$ 4.00 |
| I | 301130 | TOWER PIN | \$ 12.77 |
| J | 301131 | MOVABLE SHEAVE HALF, SECONDARY | \$ 68.44 |
| K | 400569 | KEY 3/16 x 3/16 x 4 | \$ 2.00 |

HELIX CAMS

| | | |
|--------|--------------------|----------|
| 301121 | 34 DEGREES (STOCK) | \$ 53.95 |
| 301123 | 38 DEGREES | \$ 53.95 |
| 301124 | 42 DEGREES | \$ 53.95 |
| 301125 | 46 DEGREES | \$ 53.95 |

SECONDARY SPRINGS

| | | |
|--------|----------------|----------|
| 301126 | YELLOW (STOCK) | \$ 17.50 |
| 301718 | RED (STIFFER) | \$ 18.95 |

BELT, 9" POLAR MAX, 33.93 O.C. (33188 MAX)
301869 \$ 36.50

*Clean all belts before using to remove the manufacturer's release agent.




301870 BELT, POLAR OUTLAW 33188AW \$ 37.50
(9" C-C x .845" WIDE)



401570 WRENCH, BAND CLAMP \$ 110.50
(DRIVER FIXED FACE)

These two tools are life savers if you ever have to pull a fixed face off the post. The Band Clamp Wrench will work with any size Polar style primary clutch fixed face, and won't mark or scratch your parts. The Spanner Wrench is made to work with the Polar style secondary clutches to remove the fixed face from the post. The best part is that you can leave your pipe wrench at home!

401573 WRENCH, SPANNER \$ 66.00
(DRIVEN FIXED FACE)



POLAR CLUTCH ACCESSORIES & TOOLS



401554 CLUTCH SAVER \$ 40.50

If you've ever had a clutch mounting bolt come out you know that it can cost hundreds of dollars to repair. This device uses a locking tab washer to prevent that from happening. Set up to work with dual bearing crank support to protect your investment.

REPLACEMENT WASHERS

| | | |
|--------|---------------------------------|---------|
| 301859 | WASHER, TAB LOCKING (PKG OF 10) | \$ 4.00 |
|--------|---------------------------------|---------|



301866 ALIGNMENT TOOL, CLUTCH ADJ (HSD/MT) \$ 75.95




Using clutch tool to check driver to driven offset.



Using clutch tool to set center to center distance.



UNIVERSAL MOTORPLATE/JACKSHAFT ASSEMBLY




Comes with sensor mounting bracket.

This motorplate is set up for a Polar clutch.


CNC machined from billet aluminum and designed with the racer in mind. The **MT** motorplate will mount any clutch out there with only a jackshaft length change. Stop buying motorplates with every clutch upgrade. Drive sprocket can be mounted outboard or between bearing supports. Another plus--you can adjust the belt tension without affecting the chain tension and visa versa. All current motorplates will fit either a 3/4" keyed or 7/8" splined jackshaft with a simple bearing change! Clamps are designed to allow plate to fit a wide variety of chassis makes. This plate makes the builder's life much simpler. All shafts are 4130.

- 400851 **MT** MOTORPLATE/ CENTER PULL JACKSHAFT \$ 209.95
ASM (POLAR 3 CLAMP W/ 2" OD BEARINGS)
- 400853 **MT** MOTORPLATE/ CENTER PULL JACKSHAFT \$ 209.95
ASM (340 3 CLAMP W/ 2" OD BEARINGS)



- REPLACEMENT PARTS**
- 400849 MOTOR PLATE \$ 68.15
 - A 401590 MOTOR PLATE (CLEARANCED FOR CHAIN) \$ 68.15
 - B 401981 TOWER, LEFT 2" BEARING BORE JACKSHAFT (LESS BEARING) \$ 28.44
 - C 401982 TOWER, RIGHT 2" BEARING BORE JACKSHAFT (LESS BEARING) \$ 28.44
 - D 400593 CLAMP BLOCK, UPPER \$ 17.90
 - E 401562 CLAMP BLOCK, UPPER CLEARANCED \$ 17.90
 - F 400594 CLAMP BLOCK, LOWER \$ 17.90
 - G 302078 BEARING, .750" ID x 2" OD x .5625" \$ 6.12
 - H 400698 SPACER, .750" ID x .875" OD x 2.250" ALUM (DRIVE SPROCKET POLAR) \$ 2.31
 - 400697 SPACER, .750" ID x .875" OD x .500" ALUM (DRIVE SPROCKET STD) \$ 2.31
 - 400699 SPACER, .750" ID x .875" OD x 1.280" ALUM (DRIVE SPROCKET 340) \$ 2.31
 - I 380003 KEY, .188 x .188 x .750 \$ 0.89
 - J 401564 BRACKET, JACKSHAFT RPM SENSOR \$ 5.30

- 401591 JACKSHAFT ASM, .750" OD x 10.0" W/COLLARS & KEY \$ 37.75
- 401592 JACKSHAFT ASM, .750" OD x 11.0" W/COLLARS & KEY \$ 37.75
- 401593 JACKSHAFT ASM, .750" OD x 12.0" W/COLLARS & KEY \$ 38.33
- 401594 JACKSHAFT ASM, .750" OD x 13.0" W/COLLARS & KEY \$ 38.33
- 401404 SPACER, .750" ID x 1.000" OD x .250" ALUM \$ 2.31
- 401405 SPACER, .750" ID x 1.000" OD x .500" ALUM \$ 3.47
- 401823 SPACER, .875" ID x 1.125" OD x .500" ALUM (FOR SPLINED JACKSHAFT) \$ 3.68
- 401831 SPACER, .875" ID x 1.125" OD x .250" ALUM (FOR SPLINED JACKSHAFT) \$ 3.15
- 380012 SNAP RING, EXT. 750 (HEAVY) \$ 3.00
- 300388 DOUBLE SPLIT COLLAR, .750" ALUM \$ 8.81



All jackshafts come with two 3/4" aluminum split collars & key.

Dylan Lawrence, Kansas
Pinnacle Flex



Austin Boger, Tennessee
Pinnacle T/F



Wesley Mayfield,
Georgia Pinnacle T/F



Brittani Helterbrake, Oklahoma
Pinnacle T/F



DUAL BEARING CRANK SUPPORT ASSEMBLY

This support assembly will help your crank survive the stress created by a big horsepower engine and hard hitting clutch.

M_T DUAL BEARING CRANK SUPPORT ASM

401543 \$ 157.50




SUPER TOWER

This **EXTRA HEAVY DUTY CLUTCH BEARING TOWER** with a bearing clamp bolt will better retain the clutch in the event of clutch bolt failure. **RETRO FITS MOST CRANK SUPPORTS!**

401607 TOWER, CLUTCH BEARING CLAMPING \$ 34.50
.500" THICK (WITH BEARING CLAMP)

Motivational Tubing.com



REPLACEMENT PARTS

| | | | |
|---|--------|---------------------------------------------------|----------|
| A | 401540 | PLATE, CRANK SUPPORT BASE | \$ 82.50 |
| B | 401541 | TOWER, CLUTCH BEARING (.375" THICK) | \$ 22.00 |
| C | 401542 | TOWER, FLYWHEEL BEARING | \$ 22.00 |
| D | 380330 | HSHCS 0.312-24 x 4.500" | \$ 6.21 |
| E | | 1/4" WASHER & LOCK WASHER | \$ 0.85 |
| F | 401539 | SPACER, DRIVER SUPPORT BEARING | \$ 5.50 |
| G | 300423 | BEARING, 0.625"ID x 1.375"OD x 0.4375" | \$ 4.79 |
| | 302065 | BEARING (CERAMIC*), 0.625"ID x 1.375"OD x 0.4375" | \$ 35.00 |
| H | 301716 | BEARING, 0.875"ID x 1.875"OD x 0.500" | \$ 4.14 |
| I | 380013 | SNAP RING, EXT 0.875" | \$ 0.78 |
| J | 301717 | STARTER NUT W/ GROOVE | \$ 19.80 |

*Ceramic bearings are from



CRANK/JACKSHAFT SUPPORT ASM

401759 \$ 272.00



Includes our Dual Bearing Crank Support Asm & our Jackshaft Support Asm

The Jackshaft Support Guard attaches here.



JACKSHAFT SUPPORT ASM

401692 \$ 136.50

Today's high horse power engines create tremendous stress between the crankshaft & the jackshaft. The **M_T** Jackshaft Support is designed as a direct link between the two shafts neutralizing this force & eliminating bent shafts.


Includes the Crank/Jackshaft Support Tower, Crank/Jackshaft Support Arm, & bearing needed to mount to your existing Crank Support Assembly.

See [page 38](#) for clutch guards.

15° ANGLE PLATES



8° ANGLE PLATES



MOTOR MOUNTING ANGLE PLATE SETS

401565 ANGLE PLATE SET, 15° MOTOR MTG \$ 92.50

401566 ANGLE PLATE SET, 8° MOTOR MTG \$ 92.50

300995 SPACER, STOCK BRIGGS 1/4" ALUM (each) \$ 10.00

Two of these spacers under a stock Briggs motor will provide clearance between the stock fuel tank and the drive sprocket. They can also be used between the motorplate and clamp blocks to raise the engine and clutch assembly.



Jordan Pratt, MN
Pinnacle T/F



Evan Kowalski, California
Pinnacle Xtra

ORDER ONLINE @ www.motivationaltubing.com

[Back to Index](#)

ANGLE PLATES & CRANK SUPPORT



GUARD WA, LARGE POLAR CLUTCH/BELT
400882 \$ 103.95
(Use 301736 spacer for clearance
behind the clutch)

401554 CLUTCH SAVER \$ 40.50

If you've ever had a clutch mounting bolt come out you know that it can cost hundreds of dollars to repair. This device uses a locking tab washer to prevent that from happening. Set up to work with dual bearing crank support to protect your investment. Fits a Polar style clutch & must have 2 puller holes in the cover.



REPLACEMENT WASHERS

301859 WASHER, 5/16" ID TAB LOCKING (PKG OF 10) \$ 4.00



CLUTCH GUARDS

We have designed a clutch guard that follows the NHRA rules. These guards passed tech and they look good! They are even affordable! YOU CAN'T ASK FOR MORE THAN THAT. These clutch guards will fit ANY engine with a standard 4-bolt pattern on the side cover.



GUARD WA, JACKSHAFT SUPPORT
401657 \$ 103.95
(mounting hardware included)
(For use with the **MT** Jackshaft Support)

401743 ALL THREAD CLUTCH BOLT, 5/16-24 x 5 1/4 \$ 3.75
W/ NUTS (GRADE 8)



301736 SPACER, CLUTCH/CRANK \$ 3.85



This hardened steel spacer has a radius that matches the radius on the shoulder of the crank for a lasting tight fit of the clutch mounting bolt.



401089 EXHAUST RESTRICTOR SET, 12.90 CLASS \$ 14.50
(.750, .6875, .625)

The exhaust restrictor set was designed as a tool to slow down the 12.90 cars. It is more predictable than an intake restrictor because it does not create turbulence going into the valves. These are very simple and quick to change out. When using exhaust restrictors, always monitor head temperature closely.



300944 HEADER GASKET, FIBER \$ 2.20



A THROTTLE CABLE THAT DOESN'T STICK?

Are you struggling with that sticky old throttle cable? For smoother throttle response & to minimize the chance of the cable hanging the carburetor wide open install the **MT** throttle cable. With 3 styles they will fit all throttle pedal/ carburetor combinations & will eliminate the frustration of building adapters. These cable assemblies consist of a stainless steel cable with the appropriate diecast end sliding in a high density polyethylene lined steel conduit. **They work so smooooooth!**

301221 THROTTLE CABLE ASM, 120" W/ 3/16" BALL \$ 14.50
301222 THROTTLE CABLE ASM, 120" W/ 1/8" SLUG (28mm MIKUNI) \$ 14.50
301409 THROTTLE CABLE ASM, 120" W/ 1/4" BARREL (33+ MIKUNI) \$ 14.50

301428 STOP, CABLE COLLET \$ 4.25

The most reliable cable clamp available
& it does not fray the cable!



Haylee Smith, Alabama
Pinnacle T/F



Kallee Mills, Oklahoma
Pinnacle T/F

COLEMAN STARTER

10AH SUPER MINI GEAR DRIVE
(22 LBS)

301960 \$ 239.00

(Larger battery for extended cranking power)



Complete with a sealed lead
acid battery.
READY TO GO!

REPLACEMENT PARTS

| | | |
|--------|------------------------------------------------------------------------------|----------|
| 301854 | SOLENOID, COLEMAN STARTER | \$ 19.50 |
| 301855 | DRIVE TUBE, COLEMAN STARTER 8"-10" ADJUSTABLE | \$ 25.57 |
| 301856 | SHAFT, COLEMAN STARTER WITH 3/4" SOCKET | \$ 21.35 |
| 301857 | HANDLE, COLEMAN MINI (8 1/2" RED PLASTIC) | \$ 3.00 |
| 301858 | HANDLE, COLEMAN STD (7 3/4" RED PLASTIC) | \$ 3.00 |
| 301961 | BATTERY, 12V 10AH SEALED (FITS MINI STARTER W/ EXTENDED HANDLE BRACKET) | \$ 78.00 |
| 301962 | HANDLE BRACKET, EXTENDED TRIANGLE (TO UPGRADE FROM 8 AH TO 10 AH BATTERY) | \$ 7.86 |

301717 STARTER NUT \$ 19.80



These two tools are life savers if you ever
have to pull a fixed face off the post.

401570 WRENCH, BAND CLAMP \$ 110.50
(DRIVER FIXED FACE)



Works with any size Polar
style primary clutch fixed face,
and won't mark or scratch your parts.

401573 WRENCH, SPANNER \$ 66.00
(DRIVEN FIXED FACE)



Made to work
with the Polar style secondary
clutches to remove the fixed face from the post.

CLUTCH TOOLS



ALIGNMENT TOOL, CLUTCH ADJ (HSD/MT)
301866 \$ 75.95



Using 301866 clutch tool to
check driver to driven offset.



Using 301866 clutch tool to
set center to center distance.



FOR YOUR TIRES

TIRE GAUGE

Checkin' your air pressure with a service station pocket clip tire
gauge is just not cool. This 0-15 psi unit is highly accurate and
comes with a rubber gauge protector housing.

300930 TIRE GAUGE, 0-15 PSI \$ 35.50

DZUS TOOLS



DZUS WRENCH
300248 \$ 9.98



FULLBORE WRENCH
300886 \$ 11.55

CHAIN BREAKER TOOLS



#35 CHAIN BREAKER TOOL

300821 CHAIN BREAKER, #35 \$ 28.50

300822 CHAIN BREAKER PIN, #35 \$ 7.75
(FOR REPLACEMENT)



#415/#420 CHAIN BREAKER TOOL

301863 CHAIN BREAKER TOOL, 415/420 \$ 46.95

301864 PIN, LONG (415/420 CHAINBREAKER) \$ 6.75

301865 PIN, SHORT (415/420 CHAINBREAKER) \$ 6.75

Wes Morris, Idaho
Pinnacle Flex



Wes writes the article
"From Burnout to Turnout"
for the Jr. Dragster magazine!

ORDER ONLINE @ www.motivationaltubing.com

Back to Index

TOOLS & STARTERS



Emergency Shut Off

401549 \$89.95



- NHRA Accepted!
- Easy installation (only 2 clamping bolts to tighten)
- Fully assembled & adjusted from the factory
- No wiring or terminals to break, come loose, or bleed off spark energy
- Will work on any height spark plug
- Totally independent of the current electrical system
- Head and spark plug not included



REPLACEMENT PARTS FOR MT EMERGENCY SHUTOFF

| | | |
|--------|---------------------------------------|----------|
| 402373 | SPARK PLUG END ASM, EMERGENCY SHUTOFF | \$ 47.50 |
| 402374 | HANDLE ASM, EMERGENCY SHUTOFF | \$ 37.50 |
| 401552 | CABLE ASM, EMERGENCY SHUTOFF | \$ 10.24 |



3 HP

5 HP

| | | |
|--------|-----------------------------|----------|
| 300666 | COIL, BRIGGS (3 HP/ 5 3/4") | \$ 41.95 |
| 300667 | COIL, BRIGGS (5 HP/ 6 3/4") | \$ 34.95 |



COIL BRKT (3 HP/ 5 3/4" DIA)
301006 \$ 20.95

301717 STARTER NUT \$ 19.80



310031 KEY, FLYWHEEL \$ 2.35



RACING SPARKPLUGS

Don't risk losing a critical points race for lack of a spare sparkplug.

| | | |
|--------|----------------------------------|---------|
| 300672 | AUTOLITE 303 | \$ 4.50 |
| 301039 | NGK B6HS | \$ 4.50 |
| 302198 | BOSCH RESISTOR WR8AC (NOT SHOWN) | \$ 4.50 |



INDEXING WASHERS

Trying to squeeze that last bit of horsepower out? Many top tuners index the sparkplug to face the intake valve. Kit contains 12 various thickness copper washers. Not for use with surface gap plugs.

300676 INDEXING WASHERS, SPARKPLUG \$ 7.64



301446 SPARKPLUG BOOT \$ 2.20



OIL

| | | |
|--------|-----------------------------------------------------------------|-----------|
| 301204 | OIL, ROYAL PURPLE XPR SAE 5W20 *** (XPR REPLACES RACING 11) *** | \$ 18.95 |
| 301205 | OIL, ROYAL PURPLE XPR SAE 5W20 (CASE 12 COUNT) | \$ 215.40 |
| 300590 | FHS OIL, 62R, QT | \$ 11.00 |
| 300565 | FHS OIL, 62R, CASE (20 CT) | \$ 210.00 |
| 300847 | COOL POWER JR DRAG, GAL | \$ 42.95 |



300648 SILICONE, HIGH TEMP RTV RED (3 OZ)
\$ 7.64



Blaine Peninger, Kansas
Pinnacle Lite



Taylor Crouse, Kansas
Pinnacle Lite



Austin Hannah, Wisconsin
Pinnacle Lite

AIR FILTERS



| | | | |
|---|--------|-----------------------------------------------------------|----------|
| A | 301905 | AIR FILTER, 5 1/4"-6" OD x 5" x 3" ID @ 20° PWR STK CHR | \$ 42.95 |
| B | 301445 | AIR FILTER, 5 1/4" OD x 6" x 2 7/16" ID @ 20° (TAPERED) | \$ 29.75 |
| C | 301584 | AIR FILTER, 3 1/2" OD x 6" x 2 7/16" ID @ 20° | \$ 20.95 |
| D | 301049 | AIR FILTER, 3 1/2" OD x 4" x 2 7/16" ID @ 20° | \$ 14.30 |
| E | 300156 | AIR FILTER, 3 1/2" OD x 4" x 2 7/16" ID | \$ 12.95 |
| F | 302123 | AIR FILTER, 3" OD x 2 1/2" x 1" ID WITH SHIELD (BREATHER) | \$ 15.00 |
| G | 301419 | AIR FILTER, 2" OD x 1 1/2" x 1" ID (JAZ MINI BREATHING) | \$ 12.95 |
| H | 301425 | AIR FILTER, 1 1/2" OD x 1 1/8" x 9/16" ID (ARC BREATHING) | \$ 12.95 |



| | | | |
|---|--------|-----------------------------------------------|----------|
| I | 300646 | ADAPTER, AIR FILTER 28mm MIKUNI 2 7/16" OD | \$ 16.75 |
| J | 301033 | ADAPTER, AIR FILTER 33mm MIKUNI 2 7/16" OD | \$ 16.75 |
| K | 301725 | ADAPTER, AIR FILTER 40mm MIKUNI 2 7/16" OD | \$ 16.75 |
| L | 301904 | ADAPTER, AIR FILTER 42/45mm MIKUNI 2 7/16" OD | \$ 16.75 |
| M | 302047 | ADAPTER, AIR FILTER 42/45mm MIKUNI 3" OD | \$ 20.00 |

OUTERWEARS

Made from a durable polyester material containing uniform micron openings, OUTERWEAR PREFILTERS will sift out a .005 diameter particle of debris.

301048 OUTERWEAR PREFILTER 3 1/2"x4" \$ 12.50
(BLACK, BLUE, PURPLE, RED, OR YELLOW)



Place this spring inside of the OUTERWEAR PREFILTER when using it without an air filter to keep the outerwear from sucking into the carburetor.

400558 SPRING, PREFILTER SUPPORT \$ 3.85



JETS

MIKUNI 28, 30, 32

MAIN JETS (4/042)



| | | |
|--------|------|---------|
| 310390 | #390 | \$ 3.55 |
| 310400 | #400 | \$ 3.55 |
| 310410 | #410 | \$ 3.55 |
| 310420 | #420 | \$ 3.55 |
| 310430 | #430 | \$ 3.55 |
| 310440 | #440 | \$ 3.55 |
| 310450 | #450 | \$ 3.55 |
| 310460 | #460 | \$ 3.55 |
| 310470 | #470 | \$ 3.55 |
| 310480 | #480 | \$ 3.55 |
| 310490 | #490 | \$ 3.55 |
| 310500 | #500 | \$ 3.55 |
| 310540 | #540 | \$ 3.55 |
| 310560 | #560 | \$ 3.55 |

PILOT JETS (VM22/210)



| | | |
|--------|-----|---------|
| 310028 | #20 | \$ 3.55 |
| 310029 | #25 | \$ 3.55 |
| 310030 | #30 | \$ 3.55 |
| 310035 | #35 | \$ 3.55 |
| 310040 | #40 | \$ 3.55 |
| 310045 | #45 | \$ 3.55 |
| 310050 | #50 | \$ 3.55 |
| 310055 | #55 | \$ 3.55 |
| 310060 | #60 | \$ 3.55 |
| 310065 | #65 | \$ 3.55 |
| 310070 | #70 | \$ 3.55 |
| 310075 | #75 | \$ 3.55 |
| 310080 | #80 | \$ 3.55 |
| 310085 | #85 | \$ 3.55 |
| 310090 | #90 | \$ 3.55 |

MIKUNI (ALL)

AIR JETS (BS30/907)



| | | |
|--------|-----|---------|
| 310021 | 0.5 | \$ 3.55 |
| 310022 | 0.6 | \$ 3.55 |
| 310023 | 0.7 | \$ 3.55 |
| 310024 | 0.8 | \$ 3.55 |
| 310025 | 0.9 | \$ 3.55 |
| 310010 | 1.0 | \$ 3.5 |
| 310011 | 1.1 | \$ 3.55 |
| 310012 | 1.2 | \$ 3.55 |
| 310013 | 1.3 | \$ 3.55 |
| 310014 | 1.4 | \$ 3.55 |
| 310015 | 1.5 | \$ 3.55 |
| 310016 | 1.6 | \$ 3.55 |
| 310017 | 1.7 | \$ 3.55 |
| 310018 | 1.8 | \$ 3.55 |
| 310019 | 1.9 | \$ 3.55 |
| 310020 | 2.0 | \$ 3.55 |

MIKUNI TM 33

MAIN JETS (N100/604)



| | | |
|--------|--------|---------|
| 301351 | #170 | \$ 3.55 |
| 301352 | #172.5 | \$ 3.55 |
| 301353 | #175 | \$ 3.55 |
| 301354 | #177.5 | \$ 3.55 |
| 301355 | #180 | \$ 3.55 |
| 301356 | #182.5 | \$ 3.55 |
| 301357 | #185 | \$ 3.55 |
| 301358 | #187.5 | \$ 3.55 |
| 301359 | #190 | \$ 3.55 |
| 301360 | #192.5 | \$ 3.55 |
| 301361 | #195 | \$ 3.55 |
| 301363 | #200 | \$ 3.55 |
| 301365 | #205 | \$ 3.55 |
| 301366 | #210 | \$ 3.55 |
| 301367 | #220 | \$ 3.55 |
| 301368 | #230 | \$ 3.55 |
| 301369 | #240 | \$ 3.55 |

PILOT JETS (VM28/486)



| | | |
|-------------------------------------------------------------------------|-------|---------|
| 301387 | #65 | \$ 3.55 |
| #65 listed above is a Mikuni number, not the size. | | |
| The Mikuni pilot jets below have been drilled to the inch sizes listed. | | |
| 401168 | .055" | \$ 9.25 |
| 401169 | .059" | \$ 9.25 |
| 401170 | .063" | \$ 9.25 |



MIKUNI TUNING MANUAL

For you do-it-yourselfers, we offer this 100 page MIKUNI TUNING MANUAL (5th edition). It's full of exploded views, parts lists, and tuning techniques for all the Mikunis used in JD racing. It's the definitive reference on these carbs and it includes additional information on the 33mm Mikuni.

300723 MIKUNI TUNING MANUAL \$ 16.50



JET CARRIER, UNIVERSAL 301843 \$ 14.50

Stores 20 main jets, 6 pilot jets, and 3 needles.

MOUNTING FLANGES

| | | |
|--------|-------------------|----------|
| 300751 | 26 - 28 MM MIKUNI | \$ 26.50 |
| 300752 | 30 - 34 MM MIKUNI | \$ 26.50 |



Brianna Gottman, Indiana
Pinnacle Xtra

ORDER ONLINE @ www.motivationaltubing.com

Back to Index

Motivational Tubing.com



FUEL TANK, JAZ 1 QT POLY
300161 \$ 48.99

JAZ REPLACEMENT PARTS

- | | |
|-------------------------------------------|----------|
| 300772 VALVE, 90° BALL (JAZ TANK) | \$ 12.95 |
| (3/8" BUSHING MOUNT TO 1/4" HOSE PUSH ON) | |
| 300774 CAP, FUEL TANK (JAZ) | \$ 18.45 |
| 300773 BUSHING, TANK (JAZ) | \$ 3.00 |

BILLET ALUMINUM FUEL TANK

FUEL TANK ASM, 3/4" BILLET ALUM (1 QT)

401945 \$ 103.95

- 2" diameter fill opening
- Clean machined finish!

REPLACEMENT PARTS

- | | |
|--------------------------------------------|----------|
| 401946 CAP ASM, 3/4" BILLET ALUM FUEL TANK | \$ 18.95 |
| 302119 VALVE, 90° BALL (3/4" TANK) | \$ 12.95 |
| (1/8" NPT TO 1/4" HOSE PUSH ON) | |



Mounting brackets



FUEL PUMPS



ROUND MIKUNI



WALBRO

- | | |
|---------------------------------------|----------|
| 300780 FUEL PUMP, ROUND MIKUNI | \$ 34.95 |
| 302181 FUEL PUMP, WALBRO W/MTG FLANGE | \$ 32.43 |



- | | |
|-------------------------------------|----------|
| 300781 REBUILD KIT, ROUND MIKUNI | \$ 18.55 |
| 302197 REBUILD KIT, ROUND WALBRO | \$ 14.95 |
| 300783 REBUILD KIT, WALBRO (SQUARE) | \$ 11.95 |



- | | |
|----------------------------------------|----------|
| 401451 BRKT, MIKUNI FUEL PUMP | \$ 17.00 |
| 401529 BRKT, WALBRO (SQUARE) FUEL PUMP | \$ 17.00 |


FUEL HOSE

Sold in 10' lengths. Available in Clear, Blue, Red, Purple, Yellow, and Orange.



- | | |
|------------------------------------------|---------|
| 300624-10 HOSE, .25" FUEL (10 FT LENGTH) | \$ 5.50 |
| 300777 HOSE, .170" VENT (PER FT) | \$ 1.10 |

- | | |
|-------------------------------------------------|---------|
| 300536 ADAPTER, 1/8" NPT X 1/4" PUSH ON (STEEL) | \$ 1.46 |
| 301538 ELBOW, 1/8" NPT X 1/4" PUSH ON (STEEL) | \$ 3.30 |



Mathew Baron,
Massachusetts
Pinnacle Lite



FUEL FILTERS

- | | |
|-------------------------|---------|
| 300778 INLINE STAINLESS | \$ 4.00 |
| 300779 INLINE BRONZE | \$ 5.00 |

- | | |
|--------------------------------|---------|
| 300055 "T" FITTING, .250" HOSE | \$ 1.44 |
| 300056 "Y" FITTING, .250" HOSE | \$ 2.16 |



Morgan Benfield, Virginia
Pinnacle T/F



M-T BILLET ALUMINUM BREATHER TANK

BREATHER TANK ASM, 1/4" M-T BILLET ALUM
(Comes with 1/4", 3/8", 1/2" fittings)
401987 \$ 90.50

Clean machined finish!

Mounting



301528 DRAIN COCK (1/8" NPT) \$ 5.89
REPLACEMENT FOR M-T BREATHER



301419 AIR FILTER, 2" OD x 1 1/2" x 1" ID \$ 12.95
REPLACEMENT FOR M-T AND JAZ BREATHERS

HOSE CLAMPS, SNAPGRIP

| PART # | SIZE | PRICE |
|--------|--------|---------|
| 301040 | .375" | \$ 0.61 |
| 301536 | .500" | \$ 0.88 |
| 301892 | .625" | \$ 0.97 |
| 301893 | .750" | \$ 1.35 |
| 301894 | .875" | \$ 1.67 |
| 301895 | 1.000" | \$ 2.00 |
| 301896 | 1.250" | \$ 2.16 |



M-T OIL FILL QUICK COUPLER

These Quick Couplers screw directly into the oil fill port allowing it to double as a breather port without the hassle of unscrewing hose fittings to fill oil. Tool free operation!



- A 401837 OIL FILL QUICK COUPLER, \$ 46.95
3/4"-10 TO 1/2" NPT
B 401838 OIL FILL QUICK COUPLER, \$ 46.95
3/4"-10 TO MALE AN-10
402088 OIL FILL QUICK COUPLER, \$ 46.95
3/4"-10 TO MALE AN-8
(NOT PICTURED)

The difference is in the details!

ENGINE OIL FILL PLUGS



- C 401833 PLUG, ENGINE OIL FILL \$ 9.50
(aluminum, blue, red, purple)
D 401834 PLUG, EXTENDED OIL FILL \$ 15.95
E 401835 EXTENSION, OIL FILL \$ 15.95
F 401836 EXTENSION, OIL FILL VENT ADAPTER 1/2" NPT \$ 15.95



300352 MINI BREATHER, JAZ \$ 65.24




BLACK POLY FITTINGS

| DESCRIPTION | ELBOW PART # | ELBOW PRICE | ADAPTER PART # | ADAPTER PRICE |
|-------------------------|--------------|-------------|----------------|---------------|
| 3/8" NPT x 1/4" PUSH ON | 301520 | \$ 1.41 | 301523 | \$ 1.05 |
| 3/8" NPT x 3/8" PUSH ON | 301521 | \$ 1.43 | 301524 | \$ 1.05 |
| 3/8" NPT x 1/2" PUSH ON | 301522 | \$ 1.46 | 301525 | \$ 1.05 |
| 1/2" NPT x 3/8" PUSH ON | ----- | ----- | 301901 | \$ 1.23 |
| 1/2" NPT x 3/4" PUSH ON | ----- | ----- | 301902 | \$ 1.23 |
| 3/4" NPT x 1" PUSH ON | ----- | ----- | 301903 | \$ 2.85 |

REINFORCED POLYURETHANE HOSE

| PART # | ID | PRICE PER FT |
|--------|------|--------------|
| 301529 | 3/8" | \$ 4.71 |
| 301530 | 1/2" | \$ 8.58 |
| 301897 | 5/8" | \$ 8.50 |
| 301898 | 3/4" | \$ 8.67 |
| 301899 | 1" | \$ 11.91 |

This hose is more expensive, but it is unaffected by most fuels and lubricants.



301547 HOSE, 1" CLEAR VINYL \$ 2.68

OIL DRAIN VALVE

Have you about got the threads in your block worn out from changing oil all the time? Screw one of these in and simplify your turn-arounds.



401532 OIL DRAIN VALVE (UNIVERSAL) \$ 16.99
(COMES WITH 90° & STRAIGHT FITTINGS)



Fabien Dubois, France
Pinnacle Xtra

ORDER ONLINE @ www.motivationaltubing.com

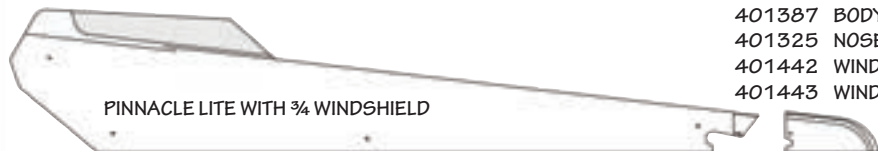
[Back to Index](#)

19" PINNACLE BODIES & INTERIOR



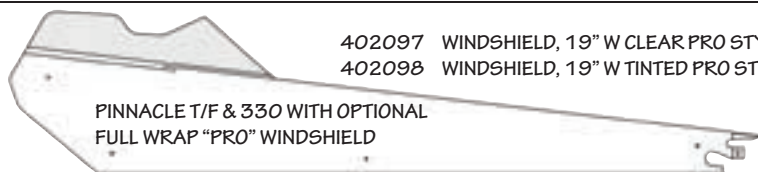
| | | |
|--------|---------------------------------------------------|-----------|
| 402397 | BODY, 19" W 3 TUBE PINNACLE FULL WRAP | \$ 770.00 |
| 401324 | NOSE, ABS PINNACLE BLACK 3 TUBE PINNACLE REAR R&P | \$ 70.00 |
| 402376 | WINDSHIELD, 19" W CLEAR STEP SIDE FULL WRAP PINN | \$ 81.30 |
| 402377 | WINDSHIELD, 19" W TINTED STEP SIDE FULL WRAP PINN | \$ 89.30 |

PINNACLE T/F & 330 WITH FULL WRAP WINDSHIELD



| | | |
|--------|------------------------------------------|-----------|
| 401387 | BODY, 19" W 4 TUBE PINNACLE 3/4 WRAP | \$ 670.00 |
| 401325 | NOSE, ABS PINNACLE BLACK 4 TUBE REAR R&P | \$ 70.00 |
| 401442 | WINDSHIELD 19" W CLEAR 3/4 WRAP PINN | \$ 55.25 |
| 401443 | WINDSHIELD 19" W TINTED 3/4 WRAP PINN | \$ 62.25 |

PINNACLE LITE WITH 3/4 WINDSHIELD

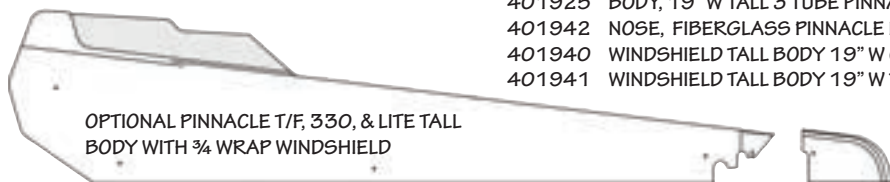


| | | |
|--------|---------------------------------------------------|----------|
| 402097 | WINDSHIELD, 19" W CLEAR PRO STYLE FULL WRAP PINN | \$ 81.30 |
| 402098 | WINDSHIELD, 19" W TINTED PRO STYLE FULL WRAP PINN | \$ 89.30 |

PINNACLE T/F & 330 WITH OPTIONAL
FULL WRAP "PRO" WINDSHIELD


| | | |
|--------|-----------------------------------------|-----------|
| 401452 | BODY, 19" W PINNACLE 1/2 WRAP UNTRIMMED | \$ 670.00 |
| 401071 | NOSE, ABS PINNACLE BLACK UNTRIMMED | \$ 59.95 |
| 401438 | WINDSHIELD, 19" W CLEAR 1/2 PINN | \$ 39.20 |
| 401439 | WINDSHIELD, 19" W TINTED 1/2 PINN | \$ 44.20 |

OPTIONAL PINNACLE UNTRIMMED BODY WITH 1/2 WRAP WINDSHIELD



| | | |
|--------|------------------------------------------------------|-----------|
| 401925 | BODY, 19" W TALL 3 TUBE PINNACLE 3/4 WRAP | \$ 770.00 |
| 401942 | NOSE, FIBERGLASS PINNACLE BLACK TALL 3 TUBE REAR R&P | \$ 70.00 |
| 401940 | WINDSHIELD TALL BODY 19" W CLEAR 3/4 WRAP PINN | \$ 59.25 |
| 401941 | WINDSHIELD TALL BODY 19" W TINTED 3/4 WRAP PINN | \$ 66.25 |

OPTIONAL PINNACLE T/F, 330, & LITE TALL
BODY WITH 3/4 WRAP WINDSHIELD


| | | |
|--------|--------------------------|----------|
| 401611 | NOSE, ABS PINNACLE BLACK | \$ 75.00 |
| | 3 TUBE FRONT R&P | |

FIBERGLASS BODY CRATING CHARGE
401608 \$ 165.00

Replacement bodies, noses, windshields,
& seats are available for all cars built by
Motivational Tubing. Call for information (if
possible, have the serial number from the car).

These will stop
the rattle
and scuffing
between the
body and the
chassis.




| | | |
|--------|---------------------------|---------|
| 300359 | VINYL BUMPER | \$ 1.00 |
| 401142 | SPACER, BODY (CLEAR HOSE) | \$ 1.50 |




| | | |
|--------|-----------------------|---------|
| 401599 | PIVOT ASM, BODY MOUNT | \$ 7.95 |
|--------|-----------------------|---------|

C

D



| | | |
|---------|---------------------------|----------|
| 400378 | GUARD, BRACKET STAR CHAIN | \$ 16.17 |
| 401058A | GUARD, PINNACLE 15' CHAIN | \$ 26.57 |
| 401531A | GUARD, PINNACLE 25' CHAIN | \$ 26.57 |
| 401678A | GUARD, DTMS CHAIN | \$ 20.07 |



B

INTERIOR FOR PINNACLE FAMILY

| | | | |
|---|--------|------------------------------------------|-----------|
| A | 401180 | BULKHEAD, PINNACLE W | \$ 19.22 |
| B | 401327 | FLOOR, PINNACLE W | \$ 34.99 |
| C | 401092 | SEAT, LAYDOWN PINNACLE W | \$ 143.00 |
| D | 401073 | SEAT, SEMI LAYDOWN PINNACLE W | \$ 143.00 |
| E | 401916 | DEFLECTOR PANEL, 19"W-10"H PINNACLE TOP* | \$ 46.99 |
| E | 401917 | DEFLECTOR PANEL, 19"W-12"H PINNACLE TOP* | \$ 46.99 |
| E | 401918 | DEFLECTOR PANEL, 19"W-14"H PINNACLE TOP* | \$ 46.99 |
| F | 401372 | DEFLECTOR PANEL, LOWER PINNACLE | \$ 27.06 |



*CALL US FOR UPPER DEFLECTOR
PANELS FOR CARS MADE IN
2004 & EARLIER

19" PINNACLE CHASSIS & SHOCK

FOR REPLACEMENT OR UPGRADE OF CHASSIS SECTIONS, PLEASE HAVE YOUR CHASSIS SERIAL NUMBER. All chassis components are sold raw. Additional charges apply for powder coating.



19" PINNACLE CHASSIS & SHOCK



FRONT CLIP ASM, PINN. 19"W 3 TUBE W/SLIP JOINT
401304 \$ 484.84



FRONT CLIP WA, PINN. 19"W 3 TUBE
401305 \$ 385.00



FRONT CLIP WA, PINN. 19"W 4 TUBE
401306 \$ 203.50



401391 SPRING PACK, PINNACLE T/F \$ 34.88
301586 BUSHING, SLIPJOINT \$ 9.96

CAGES FOR 19" WIDE PINNACLE CARS

| | | |
|--------|-----------------------------|------------|
| 401910 | CAGE WA, 19"W-10"H PINNACLE | \$ 1282.50 |
| 401911 | CAGE WA, 19"W-12"H PINNACLE | \$ 1282.50 |
| 401912 | CAGE WA, 19"W-14"H PINNACLE | \$ 1282.50 |

(Roll bar height is measured from top of roll bar to top of shoulder hoop at rear of roll cage)



REAR CLIP WA, PINNACLE 19"W 25" SUSPENDED
401504 \$ 440.00



REAR CLIP WA, PINNACLE 19"W 25" FLEX
(with dual rear brakes only)
401558 \$ 445.50



REAR CLIP WA, PINNACLE 19"W 15" FLEX
401311 \$ 423.50



REAR CLIP WA, PINNACLE 19"W DTMS 25" SUSP
401682 \$ 460.00




REAR CLIP WA, PINNACLE 19"W DTMS 25" FLEX
401846 \$ 460.00



PINNACLE & PINNACLE T/F SUSPENSION COMPONENTS

| | | | |
|---|--------|--------------------------------------------------|--------------|
| A | 401519 | SUSPENSION LINK WA, FRONT "Y" (FOR DHX SHOCK) | \$ 76.00 |
| B | 301245 | BEARING, IGLIDE 7/16 ID x 17/32 OD x 1/2 FLANGED | EACH \$ 4.48 |
| C | 401508 | SUSPENSION LINK ASM, REAR (FOR DHX SHOCK) | \$ 95.25 |
| D | 402083 | SHOCK, FOX VAN RC, 7.875 x 2.00" W/200# SPRING | \$ 244.25 |
| E | 301254 | ROD END BEARING, 7/16" MALE RH | \$ 6.87 |
| | 401544 | SPRING, FOX 200# x 5" LONG DHX | \$ 25.50 |
| | 301850 | SPRING, FOX 250# x 4.25" LONG DHX | \$ 25.50 |
| | 302077 | SPRING, FOX 170# x 4.0" LONG DHX | \$ 25.50 |



RETRO FIT SUSPENSION LINK KITS

TO UPDATE OLD CARS TO NEW GEOMETRY

| | | |
|--------|-----------------------------------------------|-----------|
| 401522 | SUSP LINK KIT, RETRO FIT STD (FOR DHX SHOCK) | \$ 165.00 |
| 401523 | SUSP LINK KIT, RETRO FIT WIDE (FOR DHX SHOCK) | \$ 165.00 |



ALL SUSPENSION LINKS ARE SOLD RAW. ADDITIONAL CHARGES APPLY FOR POWDER COATING.

Replacement chassis components are available for all cars built by Motivational Tubing. Call for information (if possible, have the serial number from the car).



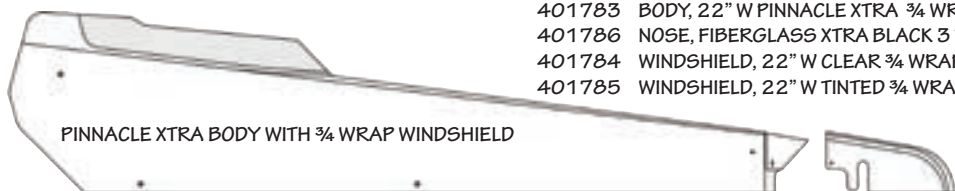
400789 CLAMP, SUSPENSION LINK BRACE \$ 19.50
(Mandatory for original Pinnacle suspension)

ORDER ONLINE @ www.motivationaltubing.com

Back to Index

Motivational Tubing.com

22" PINNACLE XTRA CHASSIS & BODIES



PINNACLE XTRA BODY WITH 3/4 WRAP WINDSHIELD

| | | |
|--------|---------------------------------------------|-----------|
| 401783 | BODY, 22" W PINNACLE XTRA 3/4 WRAP | \$ 852.60 |
| 401786 | NOSE, FIBERGLASS XTRA BLACK 3 TUBE REAR R&P | \$ 90.00 |
| 401784 | WINDSHIELD, 22" W CLEAR 3/4 WRAP XTRA | \$ 57.00 |
| 401785 | WINDSHIELD, 22" W TINTED 3/4 WRAP XTRA | \$ 65.00 |



CAGES FOR PINNACLE XTRA CARS (SFI CERTIFIABLE)

| | | |
|--------|----------------------------|------------|
| 401913 | CAGE WA, 22"W-10"+2"H XTRA | \$ 1716.84 |
| 401914 | CAGE WA, 22"W-12"+2"H XTRA | \$ 1716.84 |
| 401915 | CAGE WA, 22"W-14"+2"H XTRA | \$ 1716.84 |



401923 CLIP WA, FRONT 22" W 3 TUBE SLIP XTRA \$ 460.00



| | | |
|--------|-------------------------------------------------|-----------|
| 401901 | CLIP WA, REAR 22" 2 DTMS FLEX | \$ 460.00 |
| 401677 | MOTOR MTG/KEYED JACKSHAFT ASM, DTMS (NOT SHOWN) | \$ 364.98 |


Walt Crum, Ohio
Pinnacle Xtra

INTERIOR & DEFLECTORS FOR PINNACLE XTRAS

| | | |
|--------|------------------------------------|-----------|
| 401934 | BULKHEAD, 22"W XTRA | \$ 21.10 |
| 401935 | FLOOR, 22"W XTRA | \$ 42.71 |
| 401937 | SEAT, 22"W LAYDOWN XTRA | \$ 172.50 |
| 401936 | SEAT, 22"W SEMI LAYDOWN XTRA | \$ 172.50 |
| 401919 | DEFLECTOR PANEL, 22"W-10"+2"H XTRA | \$ 54.75 |
| 401920 | DEFLECTOR PANEL, 22"W-12"+2"H XTRA | \$ 54.75 |
| 401921 | DEFLECTOR PANEL, 22"W-14"+2"H XTRA | \$ 54.75 |



401937

401936


Kayla Koch, Ohio
Pinnacle

Megan Koch, Ohio
Pinnacle

Sandra Koch, Ohio
Pinnacle



UNIVERSAL HELMET BAR KIT

401646 CHROMOLY \$ 39.95

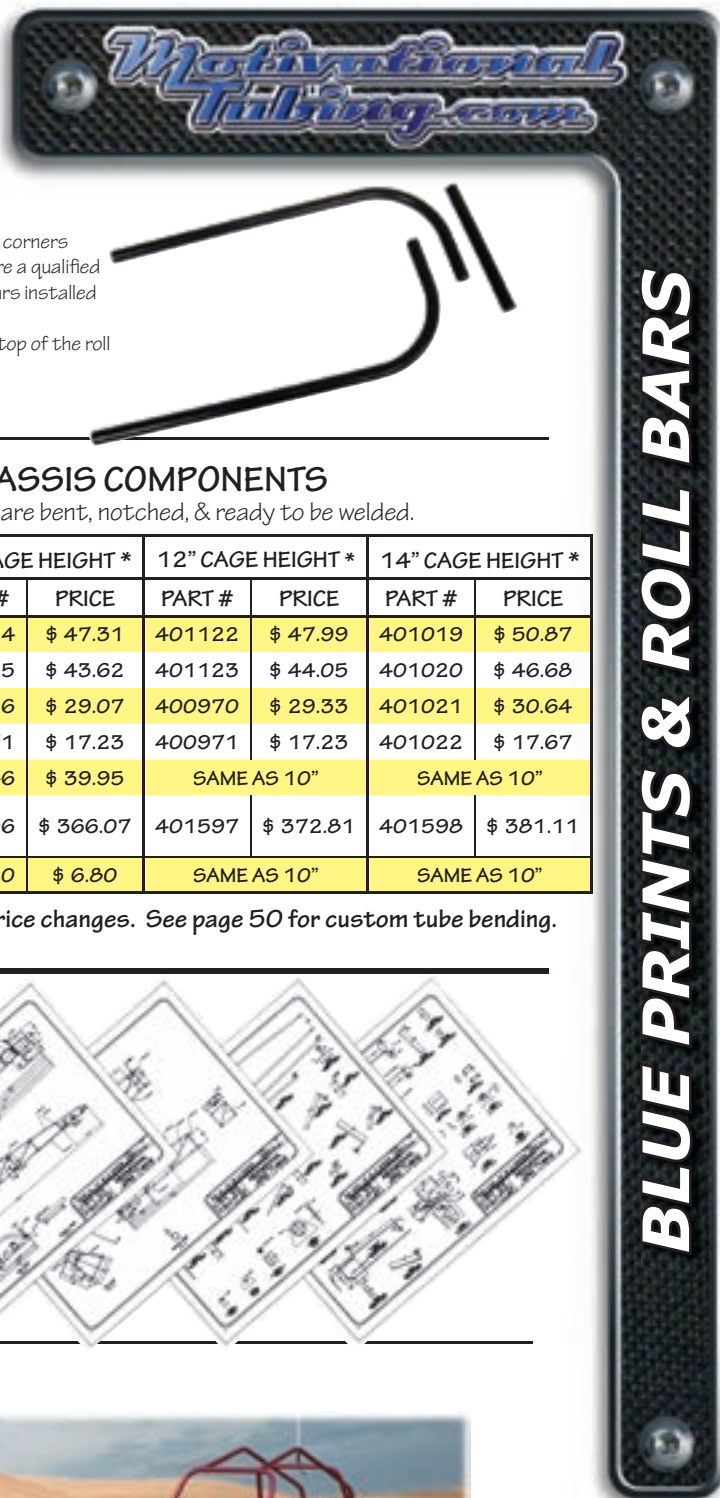
401647 MILD STEEL \$ 39.95

Helmet bar kit installation:

This Helmet bar kit includes 2 bent tubes with 3" and 16" straight legs to be used in the back corners and on the sides and a 9" piece to be used in the back behind the helmet. Installation will require a qualified fabricator and welder to cut, notch and weld each piece to fit your car. We also offer helmet bars installed for \$ 200.00 (including kit) by appointment.

It is recommended that the bars be installed at a height approximately half way between the top of the roll cage and the shoulder hoop, but not to obstruct vision.

See NHRA's Jr Dragster web site for complete details on the rules.



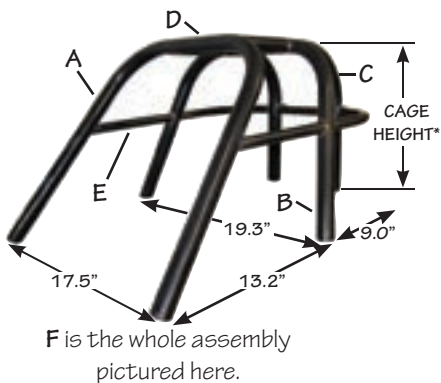
BLUE PRINTS & ROLL BARS

19" CHASSIS COMPONENTS

NOTE: These tubes are bent, notched, & ready to be welded.

| CHROMOLY ROLL BAR COMPONENTS | 10" CAGE HEIGHT * | | 12" CAGE HEIGHT * | | 14" CAGE HEIGHT * | |
|-----------------------------------|-------------------|-----------|-------------------|-----------|-------------------|-----------|
| | PART # | PRICE | PART # | PRICE | PART # | PRICE |
| A ROLL BAR, FRONT | 401124 | \$ 47.31 | 401122 | \$ 47.99 | 401019 | \$ 50.87 |
| B ROLL BAR, CENTER | 401125 | \$ 43.62 | 401123 | \$ 44.05 | 401020 | \$ 46.68 |
| C ROLL BAR, REAR (2 REQD) | 401116 | \$ 29.07 | 400970 | \$ 29.33 | 401021 | \$ 30.64 |
| D ROLL BAR, TOP (2 REQD) | 400971 | \$ 17.23 | 400971 | \$ 17.23 | 401022 | \$ 17.67 |
| E HELMET BARS (CHROMOLY) | 401646 | \$ 39.95 | SAME AS 10" | | SAME AS 10" | |
| F ROLL BAR WELD ASM W HELMET BARS | 401596 | \$ 366.07 | 401597 | \$ 372.81 | 401598 | \$ 381.11 |
| PUSH OFF BARS (2 REQD) | 400530 | \$ 6.80 | SAME AS 10" | | SAME AS 10" | |

Prices may change with tubing price changes. See page 50 for custom tube bending.



F is the whole assembly pictured here.

BLUEPRINTS

CHASSIS BLUEPRINTS

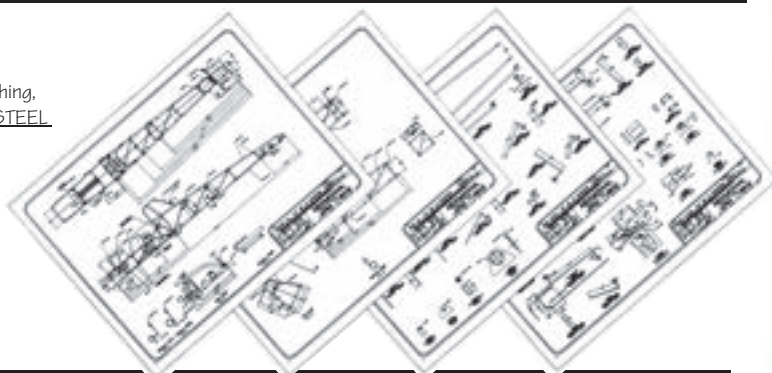
Four pages of detailed AUTO-CAD generated drawings with all cutting, notching, bending, and welding information needed to construct the ORIGINAL MILD STEEL MOTIVATIONAL TUBING CAR. Price includes shipping & handling in the U.S.

400201 CHASSIS BLUEPRINTS \$ 25.00

BODY AND ACCESSORY BLUEPRINTS

Nine pages of detailed AUTO-CAD generated drawings with all information needed to fabricate the body, interior, wings, steering components, and accessories of the ORIGINAL MOTIVATIONAL TUBING JR DRAGSTER. Price includes shipping and handling in the U.S.

400202 BODY & ACCESSORY BLUEPRINTS \$ 35.00



SS500D MINI BUGGY BLUE PRINTS

You're right! This ain't no Jr Dragster! But for those of you hankering to build something different, here are 16 sheets of detailed information to build a MINI SAND BUGGY. (This also makes an attention grabbing tow vehicle!) When you aren't racing, you can go play in the sand box!

400200 BLUE PRINT SET, SS500D MINI BUGGY \$ 65.00

ORDER ONLINE @ www.motivationaltubing.com

Back to Index



| | | |
|--------|-------------------------------|---------|
| 300236 | DZUS BUTTON, .550" FLAT STEEL | \$ 1.85 |
| 300237 | DZUS BUTTON, .500" DOME STEEL | \$ 1.85 |
| 300224 | DZUS SPRING (1.375") | \$.86 |
| 300235 | DZUS SPRING (1.000") | \$.94 |
| 300243 | DZUS MOUNTING PLATE, 3" | \$.82 |
| 300542 | DZUS MOUNTING PLATE, CUT-OUT | \$.93 |
| 300248 | DZUS WRENCH | \$ 9.98 |

FULL BORE SUPER BUTTONS

Whether you're a fanatic about weight or just dig the trick stuff, you'll love SUPER BUTTONS. Machined from aluminum, these are super light. No more slipping and gouging your paint. The 3/16" hex hole allows for a positive, no-slip installation and removal. Use a standard allen wrench or the SUPER BUTTON KEY. Also available are the SUPER BUTTON WASHERS. Made from .018" stainless steel, the washers will protect your body and paint.



| | | |
|--------|---------------------------------|----------|
| 300883 | ALUMINUM PANEL BUTTON (DOME) | \$ 2.31 |
| 300884 | ALUMINUM PANEL BUTTON (FLAT) | \$ 2.31 |
| 300885 | STAINLESS BUTTON BACKER (10 CT) | \$ 9.35 |
| 300886 | FULLBORE WRENCH | \$ 11.55 |



301738 WASHER, TEFLON BUTTON \$10.85
(PKG OF 25)



1/2 WRAP BRACKET STAR LEXAN WINDSHIELD

Available clear or tinted, with scratch resistant coating for installation.

Windshields ARE NOT universal. We can make a custom windshield for your car. Call us for details.

1/2 WRAP BRACKET STAR WINDSHIELDS

400899 WINDSHIELD, 1/16" CLEAR LEXAN \$ 33.35

400900 WINDSHIELD, 1/16" TINTED LEXAN \$ 33.35

Replacement windshields trimmed to fit any Motivational Tubing cars are available (see also pg 44 & 46). Call for information.

WINDSHIELD FASTENER KIT

Includes twenty #8 button head stainless steel screws and nylock nuts.



400575 WINDSHIELD FASTENER KIT, #8-32 X 1/2" \$ 9.35
BUTTON HEAD

JR DRAGSTER ABS NOSES

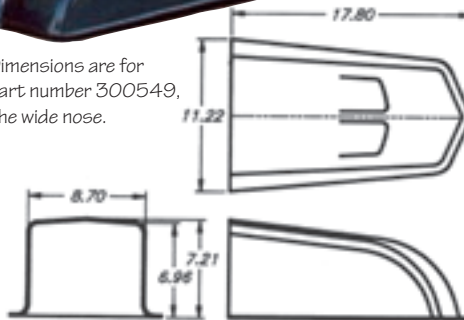
401071 NOSE, BLACK NARROW ABS \$ 59.95

300549 NOSE, BLACK WIDE ABS \$ 60.00

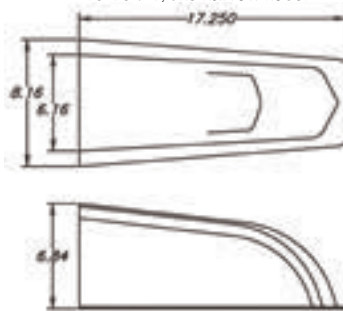
For the Pinnacle trimmed nose see page 16.



Dimensions are for part number 300549, the wide nose.



Dimensions are for part number 401071, the narrow nose.



300359 VINYL BUMPER, 3/4" \$ 1.00

We use these wherever the body vibrates against the chassis.

401142 BODY SPACER, \$ 1.50
CLEAR HOSE



STAINLESS CHASSIS CLAMP

This band clamp is ideal & NHRA approved for header braces, floating mounts, add on brackets, etc.

| PART # | SIZE | CLAMP RANGE | PRICE |
|--------|-----------|----------------|---------|
| 301288 | 1 1/4 DIA | 1.156 TO 1.469 | \$ 9.50 |
| 301289 | 1 1/2 DIA | 1.406 TO 1.719 | \$ 9.50 |
| 301422 | 1 3/4 DIA | 1.656 TO 1.969 | \$ 9.50 |
| 301423 | 2 DIA | 1.906 TO 2.219 | \$ 9.50 |
| 301424 | 2 1/4 DIA | 2.156 TO 2.469 | \$ 9.50 |



Adam Shinski, Kansas
Pinnacle T/F





*Ceramic bearings are from



BEARINGS - STANDARD & CERAMIC

| SIZE & DESIGNATION | STD PART # | STD PRICE | CERAMIC PART # | CERAMIC PRICE |
|---------------------------------------------------------------------------------|------------|-----------|----------------|---------------|
| .500 ID x 1.125 OD x .312 WIDE (SPINDLE PIVOT) | 300526 | \$ 2.25 | | |
| .625 ID x 1.375 OD x .4375 WIDE (FRONT WHEELS OTHER THAN M-T, & CLUTCH SUPPORT) | 300423 | \$ 4.79 | 302065 | \$ 35.00 |
| .625 ID x 1.625 OD x .500 WIDE (M-T FRONT WHEELS) | 301999 | \$ 3.48 | 302066 | \$ 45.00 |
| .750 ID x 1.625 OD x .437 WIDE (JACK SHAFT - BEFORE 04/22/10) | 301291 | \$ 3.90 | 302067 | \$ 45.00 |
| .750 ID x 2.000 OD x .5625 WIDE (JACKSHAFT, CURRENT) | 302078 | \$ 6.12 | 302120 | \$ 75.00 |
| .875 ID x 2.000 OD x .5625 WIDE (JACKSHAFT, SPLINED) | 302079 | \$ 6.12 | 302121 | \$ 75.00 |
| .875 ID x 1.875 OD x .500 WIDE (FLYWHEEL SUPPORT) | 301716 | \$ 4.14 | 302124 | \$ 58.00 |
| 1.250 ID SPHERICAL FREE SPINNING (REAR AXLE) | 300311 | \$ 16.50 | 302068 | \$ 95.95 |
| 1.250 ID SPHERICAL (REAR AXLE) | 300210 | \$ 15.00 | | |

| | | | |
|---|--------|------------------------------------------|---------|
| A | 301428 | STOP, CABLE COLLET | \$ 4.25 |
| B | 301075 | SWIVEL, CABLE | \$ 1.80 |
| C | 300096 | FITTING 1/8 NPT - 3/16 TUBE COMP (BRASS) | \$ 3.03 |



DOUBLE SPLIT COLLARS

| SIZE | ALUM PART # | ALUM PRICE | STEEL PART # | STEEL PRICE |
|--------|-------------|------------|--------------|-------------|
| 1/2" | 302072 | \$ 8.62 | 302071 | \$ 5.40 |
| 5/8" | 301293 | \$ 8.81 | 301292 | \$ 6.51 |
| 3/4" | 300388 | \$ 8.81 | 300387 | \$ 7.47 |
| 7/8" | 300390 | \$ 9.38 | 300389 | \$ 8.43 |
| 1" | 300392 | \$ 10.72 | 300391 | \$ 9.58 |
| 1 1/8" | 300394 | \$ 11.41 | 300393 | \$ 9.92 |
| 1 1/4" | 300396 | \$ 9.13 | 300395 | \$ 12.37 |
| 1 3/8" | 301295 | \$ 13.50 | 301294 | \$ 11.94 |
| 1 1/2" | 300398 | \$ 15.30 | 300397 | \$ 13.50 |

MACHINERY BUSHINGS (6 MINIMUM)



| PART # | SIZE | PRICE |
|--------|-----------------|---------|
| 380360 | 1/2" ID X 14 GA | \$ 0.37 |
| 380361 | 5/8" ID X 14 GA | \$ 0.46 |
| 380362 | 3/4" ID X 14 GA | \$ 0.83 |
| 380364 | 3/4" ID X 18 GA | \$ 0.39 |
| 380366 | 7/8" ID X 14 GA | \$ 0.72 |
| 380365 | 7/8" ID X 18 GA | \$ 0.55 |

RIVETS (12 MINIMUM)

| PART # | DESCRIPTION | PRICE EACH |
|--------|------------------------------|------------|
| 380376 | 1/8" X 1/8" GRIP RANGE ALUM | \$ 0.09 |
| 380377 | 1/8" X 1/4" GRIP RANGE ALUM | \$ 0.10 |
| 380378 | 3/16" X 1/4" GRIP RANGE ALUM | \$ 0.18 |
| 380379 | 3/16" X 1/4" GRIP RANGE SS | \$ 0.24 |



SNAP RINGS

| PART # | SIZE | PRICE |
|--------|-------------------|---------|
| 380012 | EXT .750" (HEAVY) | \$ 3.00 |
| 380013 | EXT .875" | \$ 0.78 |
| 380014 | EXT 1.25" | \$ 1.34 |



ROD ENDS - MALE, MILD STEEL

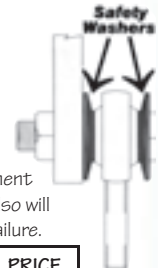


| BORE DIA | THREAD SIZE | MISALIGNMENT ANGLE (IN DEGREES) | RADIAL LOAD CAPACITY (LBS) | RIGHT HAND PART # | RIGHT HAND PRICE | LEFT HAND PART # | LEFT HAND PRICE |
|----------|-------------|---------------------------------|----------------------------|-------------------|------------------|------------------|-----------------|
| 3/16" | 10/32 | 17 | 1210 | 301250 | \$ 5.18 | 301258 | \$ 5.18 |
| 1/4" | 1/4 - 28 | 21 | 2225 | 301251 | \$ 5.01 | 301259 | \$ 5.01 |
| 5/16" | 5/16 - 24 | 17 | 3600 | 301252 | \$ 5.11 | 301260 | \$ 5.11 |
| 3/8" | 3/8 - 24 | 19 | 5100 | 301253 | \$ 5.94 | 301261 | \$ 5.94 |
| 7/16" | 7/16 - 20 | 18 | 6402 | 301254 | \$ 6.87 | 301262 | \$ 6.87 |
| 1/2" | 1/2 - 20 | 17 | 8386 | 301255 | \$ 8.25 | 301263 | \$ 8.25 |
| 5/8" | 5/8 - 18 | 22 | 9813 | 301256 | \$ 13.05 | 301264 | \$ 13.05 |
| 3/4" | 3/4 - 16 | 18 | 14290 | 301257 | \$ 16.78 | 301265 | \$ 16.78 |



SAFETY WASHERS

A great safety feature! 4130 safety washers allow full movement of all spherical rod ends. They also will contain the rod end in case of failure.



| PART # | BOLT SIZE | PRICE |
|--------|-----------|---------|
| 301296 | #10 | \$ 3.66 |
| 301297 | 1/4 | \$ 3.66 |
| 301298 | 5/16 | \$ 3.86 |
| 301299 | 3/8 | \$ 3.86 |
| 301300 | 7/16 | \$ 4.30 |
| 301301 | 1/2 | \$ 4.30 |
| 301302 | 5/8 | \$ 4.56 |
| 301303 | 3/4 | \$ 4.84 |

THIN NYLOCK NUTS (FINE THREAD)

Nylock nuts are made of plated steel with nylon grips to provide a friction grip.



| SIZE | PART # | PRICE |
|-----------|--------|---------|
| 1/4 - 28 | 380076 | \$ 0.25 |
| 5/16 - 24 | 380077 | \$ 0.30 |
| 3/8 - 24 | 380078 | \$ 0.64 |
| 7/16 - 20 | 380079 | \$ 0.58 |
| 1/2 - 20 | 380080 | \$ 1.21 |
| 5/8 - 18 | 380081 | \$ 2.35 |
| 3/4 - 16 | 380082 | \$ 3.09 |

JAM NUTS (FINE THREAD)

Plated steel jam nuts are used to lock rod ends after making adjustments.



| SIZE | RIGHT HAND PART # | RIGHT HAND PRICE EACH | LEFT HAND PART # | LEFT HAND PRICE EACH |
|-----------|-------------------|-----------------------|------------------|----------------------|
| 1/4 - 28 | 380053 | \$ 0.26 | 380054 | \$ 0.90 |
| 5/16 - 24 | 380055 | \$ 0.31 | 380056 | \$ 0.67 |
| 3/8 - 24 | 380057 | \$ 0.33 | 380058 | \$ 1.66 |
| 7/16 - 20 | 380059 | \$ 0.68 | 380060 | \$ 1.24 |
| 1/2 - 20 | 380061 | \$ 0.78 | 380062 | \$ 1.96 |
| 5/8 - 18 | 380063 | \$ 1.35 | 380064 | \$ 3.21 |
| 3/4 - 16 | 380065 | \$ 2.08 | 380066 | \$ 7.56 |

ORDER ONLINE @ www.motivationaltubing.com

[Back to Index](#)

HARDWARE

ROUND MILD STEEL TUBE (20 FT LENGTHS)



| PART # | OUTSIDE DIAMETER | WALL THICKNESS & TYPE | INSIDE DIAMETER | WEIGHT PER FOOT | PRICE PER FOOT |
|--------|------------------|-----------------------|-----------------|-----------------|----------------|
| 200019 | 1/2 | .049 CREW | .402 | .2360 | \$ 0.55 |
| 200002 | 1/2 | .083 DOM | .334 | .3693 | \$ 4.22 |
| 200020 | 5/8 | .049 CREW | .527 | .3014 | \$ 1.45 |
| 200021 | 5/8 | .083 HREW | .459 | .4805 | \$ 1.22 |
| 200022 | 5/8 | .120 DOM | .385 | .6472 | \$ 4.21 |
| 200003 | 3/4 | .083 HREW | .584 | .5913 | \$ 1.54 |
| 200011 | 7/8 | .083 HREW | .709 | .7021 | \$ 1.57 |
| 200025 | 1 | .049 CREW | .902 | .4977 | \$ 1.57 |
| 200023 | 1 | .083 HREW | .834 | .8129 | \$ 2.90 |
| 200024 | 1 1/8 | .049 CREW | 1.027 | .5630 | \$ 2.78 |
| 200012 | 1 1/8 | .083 HREW | .959 | .9237 | \$ 4.91 |
| 200082 | 1 1/4 | .083 HREW | 1.084 | 1.034 | \$ 2.20 |
| 200007 | 1 1/2 | .095 HREW | 1.310 | 1.426 | \$ 3.63 |
| 200008 | 1 3/4 | .095 HREW | 1.560 | 1.679 | \$ 3.83 |

ROUND 4130 CHROMOLY TUBING (RANDOM LENGTHS 17 FT - 24 FT)



| PART # | OUTSIDE DIAMETER | WALL THICKNESS | INSIDE DIAMETER | WEIGHT PER FOOT | PRICE PER FOOT |
|--------|------------------|----------------|-----------------|-----------------|----------------|
| 200076 | 1/4 | .065 | .120 | .1284 | \$ 21.08 |
| 200077 | 3/8 | .058 | .259 | .1964 | \$ 5.66 |
| 200018 | 1/2 | .058 | .384 | .2738 | \$ 5.80 |
| 200017 | 5/8 | .058 | .509 | .3512 | \$ 4.64 |
| 200015 | 3/4 | .058 | .634 | .4287 | \$ 5.51 |
| 200014 | 7/8 | .058 | .759 | .5061 | \$ 5.80 |
| 200016 | 1 | .058 | .884 | .5835 | \$ 6.09 |
| 200013 | 1 1/8 | .058 | 1.009 | .6609 | \$ 6.24 |
| 200078 | 1 1/4 | .058 | 1.134 | .7384 | \$ 6.96 |
| 200079 | 1 3/8 | .058 | 1.259 | .8158 | \$ 9.46 |
| 200080 | 1 1/2 | .058 | 1.384 | .8932 | \$ 22.56 |

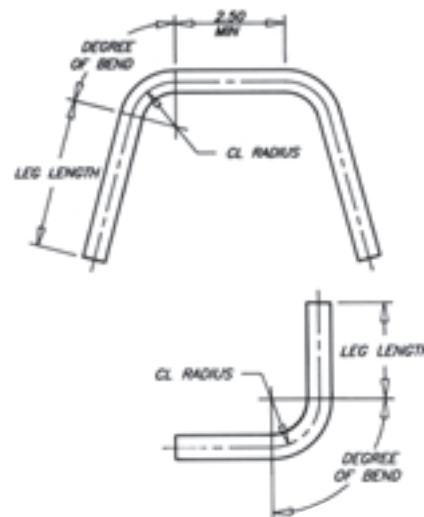
Please allow an
extra 2-3 days
to ship tubing.


PRICES ARE SUBJECT TO CHANGE WITHOUT NOTICE.

NOTE: TO SHIP UPS FULL LENGTHS WILL BE CUT TO "8 FT PLUS DROP" AT NO ADDITIONAL CHARGE.

CUSTOM TUBE BENDING 400749 PRICE PER BEND \$ 14.00 BENDS REQUIRING ADDITIONAL LAYOUT WILL BE CHARGED ACCORDINGLY.

| TUBE DIAMETER | BEND RADIUS | MIN WALL THICKNESS | MIN LEG LENGTH | MAX DEGREE OF BEND | 90° BEND ALLOWANCE |
|---------------|-------------|--------------------|----------------|--------------------|--------------------|
| 3/8" | 1" | .035 | 1 1/2" | 180 | 1.5" |
| 1/2" | 1 1/2" | .035 | 2" | 180 | 2 1/4" |
| 5/8" | 1 7/8" | .035 | 3" | 180 | 2 13/16" |
| 3/4" | 3" | .049 | 3" | 180 | 4 1/2" |
| 7/8" | 3" | .058 | 3" | 180 | 4 1/2" |
| 1" | 3" | .058 | 4" | 180 | 4 1/2" |
| 1" | 4" | .058 | 4" | 180 | 6" |
| 1 1/8" | 3" | .058 | 4" | 180 | 4 1/2" |
| 1 1/8" | 4" | .058 | 4" | 180 | 6" |
| 1 1/4" | 6" | .058 | 5" | 180 | 9" |





| | | | |
|---|--------|----------------------------------|----------|
| A | 300341 | SPINDLE TUBE (BEARING) | \$ 10.40 |
| B | 300115 | KINGPIN BRACKET (1/2" KINGPIN) | \$ 4.00 |
| C | 400362 | ARM, STEERING (BEARING) | \$ 5.96 |
| D | 300119 | BOLT, ROUND HEAD, 5/8"-18x3 3/4" | \$ 3.30 |
| E | 401282 | BRKT, PINNACLE LITE R&P MTG | \$ 15.31 |
| F | 300106 | CLEVIS, TIE ROD (3/8") | \$ 8.97 |
| G | 400356 | MOUNTING BRKT, 5M STEERING WHEEL | \$ 4.40 |

| | | | |
|---|--------|--------------------------------------------|---------|
| H | 300104 | WELD TAB, SEAT (3/16") | \$ 1.72 |
| I | 300333 | WELD TAB, SEAT (1/8") | \$ 1.68 |
| J | 300113 | WELD TAB (SKIN MTG) | \$ 1.68 |
| K | 300597 | TAB, WINDOW FRAME (3/4x3/4x.085x3/16 HOLE) | \$ 2.00 |
| L | 300599 | TAB, FLOOR MTG | \$.53 |
| M | 380047 | CONNECTOR NUT | \$ 1.50 |
| N | 300103 | WELD TAB (UNIVERSAL) | \$ 2.31 |
| O | 300598 | TAB, 1 1/4" RADIUS (1/8" STEEL, 1/4" HOLE) | \$ 5.15 |
| P | 300334 | WELD TAB (GUSSET) | \$.88 |
| Q | 300243 | DZUS MOUNTING PLATE, 3" | \$.82 |
| R | 300542 | DZUS PLATE (CUT-OUT) | \$.93 |
| S | 300332 | FLANGE, 1" BRIGGS EXHAUST | \$ 5.11 |
| T | 300568 | FLANGE, 1.125" BRIGGS EXHAUST | \$ 6.60 |
| U | 400806 | TAB, PINNACLE REAR CLIP | \$ 3.74 |
| V | 302165 | TAB, FITS 1" TUBE 1/4" HOLE (1/8" STEEL) | \$ 2.19 |
| W | 402100 | TAB, AXLE MTG PLATE (JR COMP) | \$ 2.00 |



| | | | |
|---|--------|------------------------------------|----------|
| X | 400808 | BRKT, AXLE BEARING/CALIPER MTG | \$ 10.35 |
| Y | 300109 | BEARING MOUNT, 1.250" (1/4" PLATE) | \$ 10.71 |
| Z | 401491 | BRKT, AXLE BEARING/CALIPER MTG 25° | \$ 11.74 |



400375 SPADE TUBE ADAPTER \$ 13.20

| | | |
|--------|---------------------------------------------|----------|
| 401278 | CLEVIS, 1 1/8" OD x .058" TUBE x 9/16" SLOT | \$ 19.47 |
| 402101 | CLEVIS, 1 1/4" OD x .058" TUBE x 3/4" SLOT | \$ 27.43 |



| RIGHT HAND PART # | LEFT HAND PART # | THREAD SIZE | TUBE SIZE | PRICE |
|-------------------|------------------|-------------|-------------------|----------|
| 301266 | 301277 | 10-32 | 3/8" OD X .058" | \$ 5.62 |
| 301267 | 301278 | 1/4 - 28 | 1/2" OD X .058" | \$ 5.62 |
| 301268 | 301279 | 5/16 - 24 | 5/8" OD X .058" | \$ 5.62 |
| 301269 | 301280 | 3/8 - 24 | 3/4" OD X .058" | \$ 5.79 |
| 301270 | 301281 | 3/8 - 24 | 7/8" OD X .058" | \$ 6.24 |
| 301271 | 301282 | 7/16 - 20 | 7/8" OD X .058" | \$ 6.24 |
| 301350 | ----- | 7/16 - 20 | 1" OD X .058" | \$ 10.65 |
| 301272 | 301283 | 1/2 - 20 | 7/8" OD X .058" | \$ 6.24 |
| 301249 | 301248 | 3/8 - 24 | 1" OD X .058" | \$ 6.24 |
| 301273 | 301284 | 1/2 - 20 | 1" OD X .058" | \$ 6.58 |
| 301274 | 301285 | 5/8 - 18 | 1" OD X .058" | \$ 8.62 |
| 301275 | 301286 | 1/2 - 20 | 1 1/8" OD X .058" | \$ 12.88 |
| 301276 | 301287 | 3/4 - 16 | 1 1/4" OD X .095" | \$ 16.42 |

WELD IN THREADED TUBE ENDS

Weld in tube ends are very useful in the fabrication of adjustable linkages.



WELD IN SLOT CLEVISES

Slot clevises are excellent for mounting wing struts, wheelie bars, ect.



| PART # | SLOT | HOLE | TUBE SIZE | PRICE |
|--------|-------|-------|-------------------|----------|
| 301304 | 1/8" | 3/16" | 3/8" OD X .058" | \$ 9.44 |
| 301305 | 1/8" | 1/4" | 1/2" OD X .058" | \$ 11.64 |
| 301306 | 1/8" | 5/16" | 5/8" OD X .058" | \$ 11.64 |
| 301307 | 3/16" | 5/16" | 3/4" OD X .058" | \$ 12.83 |
| 301582 | 3/16" | 5/16" | 7/8" OD X .058" | \$ 13.85 |
| 301308 | 3/16" | 3/8" | 7/8" OD X .058" | \$ 13.85 |
| 301309 | 1/4" | 3/8" | 1" OD X .058" | \$ 14.67 |
| 301310 | 1/4" | 3/8" | 1 1/8" OD X .058" | \$ 15.71 |
| 301311 | 1/4" | 3/8" | 1 1/4" OD X .058" | \$ 17.46 |



Tyler Holder, New Mexico Bracket Star



Brayden Staab, Oklahoma Pinnacle T/F

ORDER ONLINE @ www.motivationaltubing.com

[Back to Index](#)

JR COMP/ MINI DRAGSTER



Motivational Tubing's entry into the Jr Comp/Mini Dragster ranks was designed from the ground up to be a car capable of the 1/4 mile as well as the 1/8th mile. It features quality components - from the Anglia style spindles and full size front tires/wheels to a 22" wide SFI 2.7C certifiable cage and a purpose-built 2" splined rear end assembly - that are all designed to handle the horsepower and speed possible with one of these cars.

This dragster is quickly finding itself enthusiastically accepted in the Jr Comp class, the UMDRA style Mini Dragster culture, and soon in the Super Comp ranks, as well as anything in between.

The crew at Motivational Tubing has approached this car with the same attention to detail and precision fit that we are known for.

The difference is in the details.

Jr Comp Base Asm (Roller less tires, wheels, & hubs) - starting \$ 10,750.00

A detailed list of components is available upon request.

Just a few of the specs that are standard....

| | |
|----------|-----------------------------------------------------------------------------------------------------------------------------------------------------------------------------------------------------------------------------------------------------------------------------------|
| CHASSIS | <ul style="list-style-type: none"> - 188" W.B., modular 3 piece w/ spring slipjoint front clip - 22" wide cage certifiable to SFI 2.7C - rear clip designed to adapt to most "bike" or "sled" engines |
| INTERIOR | <ul style="list-style-type: none"> - 22" wide interchangeable semi-laydown or laydown seat - full length floor from bulkhead to beyond seat |
| STEERING | <ul style="list-style-type: none"> - Specified to accepted 1/4 mile dragster standards - Anglia Style Aluminum Spindles - Stiletto Rack & Pinion - SFI Certified Quick Release - Full Size Aluminum Steering Wheel w/Grips |
| PEDALS | <ul style="list-style-type: none"> - Easily adjustable pedal asm including brake pedal & throttle pedal set up with dual cables for safety in the event of a stuck carburetor |
| AXLE | <ul style="list-style-type: none"> - 2" OD 31 Tooth Splined Aluminum Tube (Mini Sprint Style) designed for the high horsepower engines |
| BRAKES | <ul style="list-style-type: none"> - 10" Dual Rotors - Wilwood Dual Calipers - Wilwood Master Cylinder - Easy pedal location adjustment |
| BODY | <ul style="list-style-type: none"> - Alum body w/ fiberglass nose (the body mtg system allows the chassis to flex without binding on the body) |



Front & Rear Tire, Wheel, & Hub Asm - starting at \$ 2275.00

| | |
|--------------------|--------------------------------------------------------------------------|
| FRONT TIRES/WHEELS | - Any 22" OD full size front tires on 17" wheels |
| REAR TIRES/WHEELS | - Will fit 13" or 15" wheels and tires on 15 bolt mini sprint style hubs |
| WEIGHT | - 66# tires, wheels, hubs |

Turnkey Jr Comp Asm - starting at \$ 24,000.00 (Weight - 625# turnkey Hayabusa)

(This is an estimate. Prices vary greatly based on engines, clutches accessories, etc. Contact us for more detailed information)

All prices and specifications are subject to change. We continue to develop our Jr Comp/Mini Dragster products and will update info on our web site as it becomes available.



The steering components are specified to accepted 1/4 mile dragster standards

- Anglia style aluminum spindles
- Stiletto rack & pinion
- SFI certified quick release
- Full size steering wheel w/grips

Standard Pedals group includes


- Adjustable pedal mtg plate asm
- Brake pedal
- Throttle pedal w/pullback
- Dual throttle cables w/adjustable bellcrank asm
- Pressure switch for 2 step



- Koso Gauge Cluster (tach, temp, shift light)
- Autometer Oil Pressure Gauge
- Autometer Voltmeter Gauge
- Autometer Shift Air Pressure Gauge



- Modified motorcycle wire harness
- MPS Air Shift (auto or manual button)
- MSD Launch Master
- Electrical component storage box
- Battery box w/ shutoff switch
- Odyssey deep cycle dry battery



JR COMP/MINI DRAGSTER

ORDER ONLINE @ www.motivationaltubing.com

[Back to Index](#)

The chassis is a 188" wheel base, modular 3 piece design.

The pre-loaded slip joint front clip gives the car more front clip flex to aid in the smooth and consistent transfer of weight to the rear tires while some additional bracing preserves torsional stiffness to minimize chassis roll. A safety stop is also build in to prevent over travel.




The 22" wide rear engine dragster roll cage has been certified to SFI specification 2.7C. This spec defines tube sizes and configuration for cars running 7.50 seconds and slower in the 1/4 mile. It has been designed with taller cage sides and 14" roll bar height for safety & driver comfort. It comes with a 1/8" aluminum deflector panel.

The rear clip has been engineered to fit most motorcycle and snowmobile engines simply by bolting on the appropriate mounting plates and brackets. The structure of the rear clip is designed to handle the higher horsepower turbocharged engines as well.

Jr Comp Chassis Sections

| | (PRICE EACH) | (QTY NEEDED) |
|----------------------------------------------------------------------|--------------|--------------|
| 402125A CLIP WA, FRONT 22" W 3 TUBE SLIP JR COMP | \$ 700.00 | (1) |
| 302169 BEARING, LINEAR 1" ID X 1 1/8" OD X 1 1/8" | \$ 8.00 | (1) |
| 402140A SPRING PACK, JR COMP | \$45.00 | (1) |
| 402128A CAGE WA, 22"W-14"+2"H JR COMP (OTHER CAGE HEIGHTS AVAILABLE) | \$ 1916.84 | (1) |
| 402118A DEFLECTOR PANEL, 22" W 14"+2" JR COMP | \$ 196.00 | (1) |
| 402129A CLIP WA, REAR 22" W JR COMP | \$ 800.00 | (1) |
| 301256 ROD END BEARING, 5/8" MALE RH | \$ 13.05 | (4) |



Jr Comp Interior

| | (PRICE EACH) | (QTY NEEDED) |
|-------------------------------------------------|--------------|--------------|
| (A) 402130A BULKHEAD, 22"W JR COMP | \$ 35.00 | (1) |
| (B) 401935A FLOOR, 22"W XTRA | \$ 42.71 | (1) |
| (C) 402154A FLOOR, REAR 22"W JR COMP UNDER SEAT | \$ 40.00 | (1) |
| (D) 401936 SEAT, 22" SEMI LAYDOWN XTRA | \$ 172.50 | (1) |
| (E) 401937 SEAT, 22" LAYDOWN XTRA | \$ 172.50 | (OPTIONAL) |
| (F) 402155A STIFFENER, SEMI LAYDOWN SEAT 22"W | \$ 10.00 | (1) |
| 300224 DZUS SPRING (1.375") (not shown) | \$ 0.86 | (8) |
| 300883 ALUMINUM PANEL BUTTON (DOME) (not shown) | \$ 2.31 | (8) |

CHASSIS



INTERIOR

Interior features


- Aluminum floor; under seat & bulkhead panels
- 22" wide laydown (semi laydown interchangeable)
- SFI roll bar padding
- 5 point harness
- Black pebble finish floor covering



STEERING & PEDALS




JR COMP/MINI DRAGSTER CONTROLS



Jr Comp Steering Group

| | | (PRICE EACH) | (QTY NEEDED) |
|-----|-------------------------------------------------------------------------------|--------------|--------------|
| (A) | 302137 SPINDLE SET, ALUM ANGLIA STYLE | \$ 305.00 | (1) |
| (B) | 400335A TIE ROD, 3/8" CLEVIS X 3/8"-24X4.88" | \$ 20.35 | (2) |
| (C) | 301253 ROD END BEARING, 3/8" MALE RH | \$ 5.94 | (2) |
| (D) | 302141 RACK & PINION BOX, 11.25" X 3/8" ROD END (STILETTO) | \$ 278.50 | (1) |
| (E) | 402135A PLATE, JC RACK & PINION MTG | \$ 29.00 | (1) |
| (F) | 402131A STEERING SHAFT WA, JR COMP REAR W/QR & 4 BOLT HUB (3/4" OD X 34") | \$ 135.00 | (1) |
| (G) | 402132A STEERING SHAFT WA, JR COMP FRONT STILETTO R&P & 3/4" U-JOINT (74.22") | \$ 136.00 | (1) |
| (H) | 301299 SAFETY WASHER, 3/8" STEEL | \$ 3.86 | (4) |
| (I) | 401780A STEERING WHEEL, MT LARGE | \$ 39.95 | (1) |
| (J) | 401781A GRIPS, MT LARGE WHEEL | \$ 25.95 | (1) |
| (K) | 400561 HANGER BRKT, 3/4" STEERING SHAFT | \$ 8.80 | (1) |
| (L) | 300084 NYLINER BUSHING (3/4" ID STR SFT) | \$ 4.20 | (1) |
| (M) | 300085 NYLINER BUSHING (5/8" ID STR SFT) | \$ 4.20 | (1) |




Jr Comp Pedals Group

| | | (PRICE EACH) | (QTY NEEDED) |
|-----|--------------------------------------------------|--------------|--------------|
| (N) | 302147 PEDAL ASM, BRAKE (FLOOR MOUNT SINGLE MC) | \$ 71.98 | (1) |
| (O) | 302142 PEDAL ASM, THROTTLE (JR COMP) | \$ 129.95 | (1) |
| (P) | 302143 PULL BACK, THROTTLE (JR COMP) | \$ 19.95 | (1) |
| (Q) | 402105A MTG PLATE, JR COMP PEDALS | \$ 93.21 | (1) |
| (R) | 402106A WASHER, JR COMP PEDAL MTG | \$ 4.86 | (2) |
| | 402330 BELLCRANK ASM, THROTTLE PEDAL (PIC BELOW) | \$ 99.00 | (1) |
| | 301409 THROTTLE CABLE ASM, 120" W/ 1/4" BARREL | \$ 13.95 | (2) |



Justin Ball, California
Jr Comp with a Yamaha
Snowmobile Engine



ORDER ONLINE @ www.motivationaltubing.com

[Back to Index](#)

REAR AXLE COMPONENTS


Jr Comp Axle Group (left chain drive)

| | | (PRICE EACH) | (QTY NEEDED) |
|-----|------------------------------------------------------------------------------|--------------|--------------|
| (A) | 402095 AXLE, 2" X 27.75" - 31 TOOTH SPLINED ALUM TUBE | \$ 429.00 | (1) |
| (B) | 402133A PLATE, LEFT REAR AXLE BEARING/CALIPER MTG (2" AXLE 26"/28" OD TIRE) | \$ 125.00 | (1) |
| (C) | 402134A PLATE, RIGHT REAR AXLE BEARING/CALIPER MTG (2" AXLE 26"/28" OD TIRE) | \$ 125.00 | (1) |
| (D) | 302151 BEARING, 6011-2RS (2" SPLINED AXLE) | \$ 14.32 | (2) |
| (E) | 302152 SLEEVE, BEARING (2" SPLINED AXLE) | \$ 32.00 | (2) |
| (F) | 302153 CASSETTE, 2" SPLINED AXLE BEARING | \$ 39.00 | (2) |
| (G) | 402102A HUB, JR COMP SPROCKET 6/164mm X 2.0" 31T SPLINE | \$ 125.00 | (1) |
| | 402351A HUB HD, JR COMP SPROCKET 6/164mm X 2.0" 31T SPLINE (NOT SHOWN) | \$ 215.00 | OPTIONAL |
| (H) | 302168 SHIM, 2.00" ID X 2.75" OD X .090 | \$ 6.99 | (2) |
| (I) | 302154 NUT, 2" SPLINED AXLE L.H. THREAD (2.25" HEX) | \$ 40.00 | (1) |
| (J) | 302155 NUT, 2" SPLINED AXLE R.H. THREAD (2.25" HEX) | \$ 40.00 | (1) |
| (K) | 402107A SPACER SET, JR COMP 28" AXLE LEFT CHAIN DRIVE | \$ 99.00 | (1) |

Rear Axle group

- 2" OD 31 tooth splined aluminum tube axle
- Axle mtg plates for 26"/28" OD tires or 24" OD tires
- Bearings, cassettes and sleeves
- Heavy duty sprocket hub
- Axle spacer set for center pull or side pull assembly
- 15 bolt splined rear wheel hub

NOTE: For high horsepower applications over 350 HP, we use a heavy duty sprocket hub & dual bearings on the rear axle. Call for more info.



Zach Meziere, California
Jr Comp with a snowmobile engine



BRAKE COMPONENTS



Jr Comp Brake Group

| | | (PRICE EACH) | (QTY NEEDED) |
|-----|------------------------------------------------------------------------------|--------------|--------------|
| (A) | 302149 CALIPER, BILLET DYNAPRO SINGLE, 1.38 BORE, 3.25" MTG, .38" DISC WIDTH | \$ 109.99 | (2) |
| | 402235A SPACER, JC CALIPHER MTG (NOT SHOWN) | \$ 3.00 | (4) |
| (B) | 302150 BRAKE PAD SET OF 4, DYNAPRO SINGLE, 6812, TYPE 10, BP-10 SMART PAD | \$ 44.00 | (1) |
| (C) | 302148 MASTER CYL KIT, COMPACT REMOTE 1" BORE | \$ 89.95 | (1) |
| (D) | 301576 BRAKE ROTOR, SLOTTED, (10" X 1/4") STEEL | \$ 62.65 | (2) |
| (E) | 302156 HUB, 2" SPLINED (6) 1/4" BOLTS ON 5.25 CIRCLE | \$ 65.00 | (2) |
| (F) | 300992 ADAPTER, AN3 X 1/8" NPT 90 DEGREE (STEEL) | \$ 6.89 | (1) |
| (G) | 300990 ADAPTER, AN3 X 1/8" NPT STRAIGHT (STEEL) | \$ 2.17 | (3) |
| (H) | 302134 BRAKE LINE, BRAIDED SS AN3 X 140" | \$ 52.58 | (1) |
| (I) | 302133 BRAKE LINE, BRAIDED SS AN3 X 20" | \$ 17.50 | (1) |
| (J) | 302195 BRAKE FLUID, WILWOOD EXP 600 PLUS (16.5 OZ) | \$ 29.95 | (1) |
| (K) | 302194 SWITCH, BRAKE LIGHT PRESSURE | \$ 14.00 | (1) |
| (L) | 302182 TEE, AN3 THROUGH X 1/8" NPT SIDE (STEEL) | \$ 25.24 | (1) |
| (M) | 300981 PLUG, 1/8" NPT (BRASS) | \$ 2.30 | (1) |
| (N) | 302183 TEE, 1/8" NPT FEMALE (ALUM) | \$ 19.95 | (1) |
| (O) | 301509 BRAKE LINE, BRAIDED SS AN3 X 7" | \$ 13.78 | (1) |



- Brake group
- Dual Wilwood Dynapro calipers
 - Wilwood master cylinder
 - Dual 10" rotors and hubs
 - Stainless braided brake line



Dylan Cowling, California
Jr Comp with a Hyabusa Engine



ORDER ONLINE @ www.motivationaltubing.com

[Back to Index](#)

BODY & COMPONENTS



Jr Comp Body & Components

| | | (PRICE EACH) | (QTY NEEDED) |
|-----|---------------------------------------------------|--------------|--------------|
| (A) | 402120A BODY, HOOD 22" W JR COMP | \$ 805.00 | (1) |
| | 402121A BODY, LEFT SIDE PANEL 22" W JR COMP | \$ 235.00 | (1) |
| | 402122A BODY, RIGHT SIDE PANEL 22" W JR COMP | \$ 235.00 | (1) |
| | 402123A STIFFENER, BODY JOINT LEFT SIDE | \$ 35.00 | (1) |
| | 402124A STIFFENER, BODY JOINT RIGHT SIDE | \$ 35.00 | (1) |
| | 402164A WINDSHIELD, JR COMP ¾ WRAP TINTED | \$ 85.00 | (1) |
| | 402096 NOSE, 22" W PINN. EXTRA EXTENDED (NO TRIM) | \$ 90.00 | (1) |
| | 300224 DZUS SPRING (1.375") | \$ 0.86 | (14) |
| | 300883 ALUMINUM PANEL BUTTON (DOME) | \$ 2.31 | (4) |
| | 300884 ALUMINUM PANEL BUTTON (FLAT) | \$ 2.31 | (16) |
| | 300885 STAINLESS BUTTON BACKER (10 CT) | \$ 9.35 | (1) |
| | 402166A PIVOT ASM, .30" OFFSET BODY MTG | \$ 12.00 | (2) |
| | 402167A PIVOT ASM, .91" OFFSET BODY MTG | \$ 12.00 | (4) |
| | 402240 PAD, PIVOT (VELCRO LOOP 2"x2") | \$ 1.00 | (10) |



TIRES, WHEELS & HUBS

Jr Comp Front Wheels & Tires

| | | (PRICE EACH) | (QTY NEEDED) |
|--------|----------------------------------------------------------------------------|--------------|--------------|
| 302174 | WHEEL, "WELD" SPINDLE MOUNT FRONT, 17" X 2.25", BLACK V-SERIES, W/BEARINGS | \$ 534.64 | (2) |
| 302171 | TIRE, M/T 3004 (22.00/2.5-17) ET FRONT | \$ 173.00 | (2) |



Other front wheels are available. Call for information.



Jr Comp Rear Wheels, Hubs, & Tires

| | | (PRICE EACH) | (QTY NEEDED) |
|--------|------------------------------------------------------------------|--------------|--------------|
| 302173 | WHEEL, "WELD" 15 BOLT REAR 15" X 10" (3-9/16 INNER, 6-1/4 OUTER) | \$ 210.93 | (2) |
| 302172 | HUB, REAR WHEEL "WELD" BLACK MIDGET MAGNUM, 31 SPLINE, 15 BOLT | \$ 163.72 | (2) |
| 302170 | TIRE, M/T 3055C (28.0/10.5-15) L4 ET DRAG (23#) | \$ 200.00 | (2) |
| 302191 | TIRE, M/T 3053M (26.0/10.0-15M) L7 MOTORCYCLE DRAG (19#) | \$ 267.00 | OPTIONAL |




Components listed to this point are included in the "ROLLER ASM"

Jr Comp Chain & Sprockets

| | | (PRICE EACH) |
|---------|---------------------------------------------------------------------------------------------------------|--------------|
| 302157 | CHAIN, #530 DR REGINA DRAG RACING 130 LINKS W/ CON. LINK (ENGINE OUTPUT SPROCKETS AVAILABLE ON REQUEST) | \$ 159.95 |
| 302160 | SPROCKET, 530A45 W/6 BOLTS ON 164MM CIRCLE (1 PIECE) | \$ 72.00 |
| 302175 | SPROCKET, 530A49 W/6 BOLTS ON 164MM CIRCLE (1 PIECE) | \$ 80.00 |
| 302200 | SPROCKET, 530A54 W/6 BOLTS ON 164MM CIRCLE (1 PIECE) | \$ 85.00 |
| 302161 | SPROCKET, 530A78 SPLIT W/6 BOLTS ON 164MM CIRCLE | \$ 195.00 |
| 302199 | SPROCKET, 530A80 SPLIT W/6 BOLTS ON 164MM CIRCLE | \$ 195.00 |
| 402179A | GUARD WA, JR COMP CHAIN (LEFT SIDE MOUNT) | \$ 68.00 |
| 402102A | HUB, JR COMP SPROCKET 6/164mm X 2.0" 31T SPLINE | \$ 125.00 |
| 402351A | HUB HD, JR COMP SPROCKET 6/164mm X 2.0" 31T SPLINE | \$ 215.00 |

Other sprockets are available.
Call for information.



Jr Comp Idler Sprocket Group

| | | (PRICE EACH) |
|-----|-------------------------------------------------------------|--------------|
| (A) | 402136A BLOCK, JC CHAIN TENSIONER | \$ 26.40 |
| (B) | 402137A ANCHOR, JC CHAIN TENSIONER | \$ 16.74 |
| (C) | 402138A LOCK LEVER, JC CHAIN TENSIONER | \$ 7.08 |
| (D) | 402178A ROD, 3/8-16 X 5.275 THREADED CHAIN TENSION ADJUSTER | \$ 4.50 |
| (E) | 302162 SPROCKET, IDLER 50BB17H 2/625 BORE | \$ 36.00 |




Jr Comp Coolant System

| | | (PRICE EACH) |
|---------|----------------------------------------------|--------------|
| 302190 | RADIATOR, DUAL PASS W/ FAN JR COMP 11" X 16" | \$ 612.00 |
| 402339A | MTG BRKT, DUAL PASS RADIATOR (2 REQ) | \$ 20.00 |
| 402331A | RECOVER TANK ASM | \$ 95.95 |



Jr Comp Fuel Tank

| | | (PRICE EACH) |
|-----|----------------------------------------|--------------|
| (F) | 302163 FUEL CELL, 1 GAL JAZ DRAG RACE | \$ 129.99 |
| (G) | 302164 STRAP SET, 1 GAL JAZ TANK MOUNT | \$ 33.99 |
| (H) | 402168A MTG BRKT, JAZ 1 GAL FUEL CELL | \$ 19.00 |
| (I) | 402189A PAN, REAR CLIP ACCESSORIES | \$ 42.00 |




ORDER ONLINE @ www.motivationaltubing.com

[Back to Index](#)



Jr Comp Switches

| | | (PRICE EACH) |
|-----|-------------------------------------------------------|--------------|
| (A) | 302192 SWITCH, TOGGLE WEATHERPROOF W/BOOT 40A | \$ 13.95 |
| (B) | 302193 SWITCH COVER, FLIP | \$ 12.95 |
| (C) | 302145 SWITCH, START (MOMENTARY W/WEATHERPROOF COVER) | \$ 13.25 |
| (D) | 302196 SWITCH, ON-OFF GREEN LED ROCKER (12V-25AMP) | \$ 7.00 |
| (E) | 302140 SWITCH, BATTERY DISCONNECT (2 TERMINAL) | \$ 34.95 |
| (F) | 301737 TERMINAL BLOCK, WIRE HARNESS | \$ 2.25 |



Jr Comp Electrical Mtg

| | | (PRICE EACH) |
|----------|-----------------------------------------------------------------------------------------|--------------------|
| 402160A | DASH ASM | \$ 115.00 |
| MISC FAB | DASH PANEL CUSTOMIZED (GUAGE MTG, BRACKETS, ECT) (THIS PRICE CAN VARY BASED ON DETAILS) | \$ 150.00 ESTIMATE |
| 402340A | BRACKET, STEERING WHEEL SWITCH MTG | \$ 24.00 |
| 402183A | BOX ASM, ELECTRICAL STORAGE | \$ 95.00 |
| 402156A | BOX ASM, BATTERY W/SHUTOFF MTG | \$ 90.00 |



Jr Comp Safety

| | | (PRICE EACH) |
|---------|------------------------------------------------------------------------------|--------------|
| 302118B | HARNESS, CROW 3" 5PT KAM LOCK BOLT/WRAP PULL UP SFI 16.1 (BLACK) | \$ 149.96 |
| 301883 | FLOOR COVER, BLACK SELF ADHESIVE PEBBLE FINISH (18"WIDE) PER FOOT (3 FT REQ) | \$ 3.50 |



Jr Comp Rear Wing & Wheelie Bar

| | (PRICE EACH) |
|----------------------------------------|--------------|
| ANGLE, LEFT WHEELIE BAR/ REAR WING MTG | \$ 40.00 |
| ANGLE, RIGHT WHEELIE BAR/REAR WING MTG | \$ 40.00 |
| WHEELIE BAR ASM (11#) | \$ 586.00 |
| REAR WING ASM (25#) | \$ 1280.43 |
| PARACHUTE ASM W/ RELEASE CABLE (8#) | \$ 673.56 |

Ryan Lander, Montana
Jr Comp with a Hayabusa Engine



The parts listed on this page are engine specific.

For Hayabusa Engine



Jr Comp Hayabusa Engine Mount

| | | (PRICE EACH) | (QTY NEEDED) |
|---------|----------------------------------------------|--------------|--------------|
| 402103A | MTG PLATE SET, HAYABUSA ENGINE 99-07 | \$ 200.00 | (1) |
| 402109A | SPACER SET, HAYABUSA ENGINE MTG | \$ 45.00 | (1) |
| 302185 | STUD, 1/2-13 X 10" STEEL | \$ 8.12 | (2) |
| 402169A | CROSS TUBE WA, FRONT ENGINE SUPPORT (SUZUKI) | \$ 85.00 | (1) |
| 302186 | SWAGED TUBE, 9" X 7/16-20 LH/RH | \$ 20.91 | (1) |
| 302187 | SWAGED TUBE, 10" X 7/16-20 LH/RH | \$ 20.91 | (1) |
| 301254 | ROD END BEARING, 7/16" MALE RH | \$ 6.87 | (2) |
| 301262 | ROD END BEARING, 7/16" MALE LH | \$ 6.87 | (2) |
| 301300 | SAFETY WASHER, 7/16" STEEL | \$ 4.30 | (2) |
| 402335 | MOUNTING BRACKET, AIR SENSOR | \$ 8.00 | (1) |
| 301425 | AIR FILTER, 1 1/2" OD X 1 1/8" X 9/16" ID | \$ 12.95 | (1) |

Jr Comp Hayabusa Shifter Components

| | | (PRICE EACH) | (QTY NEEDED) |
|---------|--------------------------------------------------------------------------------------------|--------------|--------------|
| 402245 | MOUNTING ASM, AIR SHIFTER CYLINDER (HAYABUSA) (INCLUDES 402246, 402247, 402244 & HARDWARE) | \$ 95.00 | (1) |
| 402246A | PLATE, SHIFT CYL MTG/CASE GUARD (HAYABUSA) | \$ 65.43 | (1) |
| 402247A | SPACER, SHIFT CYL MTG (HAYABUSA) | \$ 4.80 | (1) |
| 402244A | LEVER, SUZUKI TRANSMISSION SHIFT | \$ 19.80 | (1) |
| 402248A | SHIFTER CONTROL ASM, MANUAL LEVER (INCLUDES CABLE) | \$ 163.45 | (1) |



MANUAL LEVER SHIFTER CONTROL ASM (INCLUDES CABLE)



Jr Comp Hayabusa Header Shield

| | | (PRICE EACH) | (QTY NEEDED) |
|---------|------------------------------------|--------------|--------------|
| 402337A | SHIELD HEADER (HAYABUSA) | \$ 35.00 | (1) |
| 402338A | MTG BRKT, HEADER SHIELD (HAYABUSA) | \$ 45.00 | (1) |

At Motivational Tubing, we continue to develop more components to fit the motorcycle & snowmobile powered dragsters. Feel free to call about components not shown in the catalog that we might have.

Yamaha/Arctic Cat install pictures



YAMAHA RX1



ARTIC CAT F1100T



We currently have designed engine mounting components to install the Hayabusa, GSXR 1000, Yamaha RX1 & Artic Cat F1100T. Other engine mounts are per request. See our web site for more engine install pictures as they become available.

ORDER ONLINE @ www.motivationaltubing.com

[Back to Index](#)



ADDRESS:

1001 S. Spencer
Newton, KS 67114

PHONE: 316-283-7301
FAX: 316-283-6920

www.motivationaltubing.com

TERMS & CONDITIONS

- CALL -** Orders can be placed by calling **1-316-283-7301** between 8 am & 5 pm CST Monday through Friday.
- FAX -** Orders can be placed by faxing us at **1-316-283-6920** 24 hours a day. Please include on your order your full name (first & last), shipping address, daytime phone number, shipping method (UPS ground, next day air, etc.), detailed part information (our part number, our description, and quantity) and all payment information.
- WEB SITE -** Orders can be placed online at www.motivationaltubing.com. You will always find our newest parts there!
- METHODS OF PAYMENT -** For your convenience, Motivational Tubing accepts VISA, Mastercard, American Express, C.O.D. and cash in advance. For C.O.D. orders, method of payment is certified check or money order (no personal checks or cash) and a cost of \$ 10.50 per box will be applied. All orders shipped overnight must be prepaid.
- DELIVERY -** All merchandise will be shipped UPS Ground, unless you request overnight, two-day or three-day air. If you request a shipment to be shipped with another carrier, there may be additional handling charges. Truck shipments require full prepayment. For all orders returned to Motivational Tubing due to refusal or as non-deliverable, the customer will be billed for all shipping charges plus a 15 % restocking fee. All future shipments must be prepaid.
- FREIGHT DAMAGE -** Delivery of all merchandise is the responsibility of the carrier. Always check the condition of the cartons and the merchandise in the presence of the delivery person. In the event of damage, file a claim immediately with the delivery carrier. Be sure that you keep all damaged cartons for inspection. We will be glad to assist you in any way possible, but we cannot guarantee any settlement with the carrier.
- RETURNS -** All returns must be pre-approved within **30 days of invoice** and **be in original condition**. Items must be shipped postage paid and the customer will be charged a 15 % restocking fee. Returns must include a copy of the original invoice and an explanation of return. We will refund your money by crediting your account on future orders. There are no returns on special orders.
- CUSTOM PRODUCTS -** All custom products require full payment with the order and are nonreturnable.
- WARRANTIES & GUARANTEES -** Due to the conditions under which our products are used, Motivational Tubing will not be liable for any injury, loss, or damage directly or indirectly resulting from the use or misuse of these products. Motivational Tubing will, at its discretion, replace any products that are determined to be defective as the result of materials or workmanship within one year from the date of purchase. If pre-approved, products should be returned to Motivational Tubing shipping prepaid, and replacement parts will be returned to the customer upon receipt of the defective product.
- PRICES -** All prices are subject to change. Motivational Tubing is not responsible for any typographical pricing errors in this catalog.
- FOREIGN ORDERS -** Any orders outside the UPS, C.O.D. shipping territory require full prepayment with all necessary documentation. Any orders requiring additional documentation will be billed accordingly. All foreign orders are classified as race car parts and actual value will appear on all invoices. These shipments may also be subject to customs, taxes, and other fees required by the country being shipped to.

Copyright © 2013, by Motivational Tubing LLC

This catalog and all information contained therein is the property of Motivational Tubing LLC. No part of this catalog may be reproduced or distributed without the written permission of Motivational Tubing LLC.



See our web site for
styles & sizes available.



Noah Fisk, Tennessee
Pinnacle



Reilly Garceau, Nevada
Pinnacle Flex



Dunham Hall, New York
Pinnacle T/F



JR DRAGSTER ITEM INDEX

If you want it we have it. If you need it,
here is where you can find it!

| ITEM | PAGE # | ITEM | PAGE # | ITEM | PAGE # | ITEM | PAGE # |
|-------------------------|------------|-----------------------------|--------|-----------------------------|--------|----------------------------|------------|
| AIR FILTERS..... | 41 | DIAL BOARDS..... | 15 | MACHINERY BUSHINGS..... | 49 | SPLIT COLLARS..... | 49 |
| ANGLE PLATES..... | 37 | DIAL BOARD MOUNT..... | 15 | MASTER CYLINDER..... | 24-25 | SPROCKETS..... | 28-29 |
| ARM RESTRAINTS..... | 20 | DIAL RITE..... | 15 | MIKUNI JETS..... | 41 | STANDS..... | 18 |
| AXLES..... | 27 | DRAIN VALVE, OIL..... | 43 | MOTORPLATES..... | 36 | STANDS HOLDER..... | 19 |
| BALLAST TANK..... | 13 | DZUS COMPONENTS..... | 48 | MY-CHRON..... | 16 | STARTERS..... | 39 |
| BATTERIES..... | 17, 39 | EMERGENCY SHUT OFF..... | 17, 40 | NECK COLLAR..... | 20 | STARTER NUT..... | 37, 39 |
| BEARINGS..... | 27, 33, 49 | EXHAUST RESTRICTOR KIT..... | 38 | NET, LEG RESTRAINT..... | 21 | STEERING SHAFT..... | 23 |
| BELTS, CLUTCH..... | 35 | FITTINGS, BRAKE..... | 25 | NOSES..... | 44, 48 | STEERING WHEEL..... | 22 |
| BELTS, SEAT..... | 20 | FITTINGS, FUEL..... | 42 | NUTS, JAM..... | 49 | SUPPORT, CRANKSHAFT..... | 37 |
| BLUEPRINTS..... | 47 | FLAG HOLDER..... | 14 | NUTS, LOCK..... | 49 | SUSPENSION COMPONENTS..... | 45 |
| BODIES..... | 44 | FLAGS..... | 14 | OIL..... | 40 | SWITCHES..... | 17 |
| BRACKETS & TABS..... | 51 | FLANGES, BEARING..... | 27 | OIL DRAIN VALVE..... | 43 | TABS & BRACKETS..... | 51 |
| BRAKE FITTINGS..... | 25 | FLOOR COVERING..... | 15 | OIL FILL CAPS, BILLET..... | 43 | TAIL LIGHT..... | 17 |
| BRAKE FLUID..... | 24 | FUEL FILTER..... | 42 | OUTERWEAR & SPRING..... | 41 | TANK, BREATHER..... | 43 |
| BRAKE LINE..... | 25 | FUEL HOSE..... | 42 | PARACHUTES..... | 14 | TANK, FUEL..... | 42 |
| BRAKE PADS..... | 24-25 | FUEL PUMP..... | 42 | PEDALS, BRAKE & ACC..... | 26 | TANK, WEIGHT..... | 13 |
| BREATHING TANK..... | 43 | FUEL TANK..... | 42 | PINNACLE LITE..... | 10-11 | THROTTLE CABLES..... | 26, 38 |
| CABLE, THROTTLE..... | 26, 38 | GAUGES..... | 16 | PINNACLE T/F..... | 6-7 | TIE DOWN STRAPS..... | 19 |
| CABLE COLLET STOP..... | 26, 38, 49 | GEAR RATIO CHART..... | 28-29 | PINNACLE T/F 330..... | 8-9 | TIE RODS..... | 23 |
| CALIPER..... | 24-25 | GIRDLE..... | 37 | PINNACLE XTRA..... | 4-5 | TIME SLIP POCKET..... | 15 |
| CAR COVERS..... | 18 | GLOVES..... | 21 | PLUG, MASTER CYLINDER..... | 24 | TIRE COVERS..... | 18, 30 |
| CAR LIFTS..... | 18 | GUARDS, CHAIN..... | 44 | PLUG, OIL FILL..... | 43 | TIRE GAUGE..... | 30, 39 |
| CAR SPECS..... | 4-11 | GUARDS, CLUTCH..... | 38 | POLAR CLUTCH..... | 34-35 | TIRES, FRONT..... | 33 |
| CARBURETOR JETS..... | 41 | HARDWARE..... | 49 | PORT A TREE POCKET PAL..... | 15 | TIRES, REAR..... | 30 |
| CASSETTES, BEARING..... | 27 | HARNESS..... | 20 | QUICK RELEASE..... | 22 | TIRE TUBES, FRONT..... | 33 |
| CHAIN..... | 28-29 | HELMET BAR KIT..... | 47 | RACK & PINION..... | 23 | TOOLS, CLUTCH..... | 35, 39 |
| CHAIN BREAKER..... | 28, 29, 39 | HELMET HOOK..... | 15 | REAR WING..... | 14 | TOW DOLLY..... | 18 |
| CHAIN GUARD..... | 44 | HELMET PADS..... | 15 | RIVETS..... | 49 | TOW DOLLY HANGER..... | 19 |
| CHARGER, BATTERY..... | 17 | HOSE, FUEL..... | 42 | ROD ENDS..... | 23, 49 | TRAILER ACCESSORIES..... | 19 |
| CHASSIS..... | 45-46 | HOSE, BREATHER..... | 42 | ROLL BAR PAD..... | 21 | T-SHIRTS..... | 62 |
| CHOCKS, WHEEL..... | 19 | HUB, SPROCKET..... | 27 | ROLL BARS..... | 47 | TUBE BENDING..... | 50 |
| CLAMPS, CABLE..... | 26, 38, 49 | HUBS, REAR WHEEL..... | 31 | ROTOR, BRAKE..... | 24-25 | TUBE ENDS, THREADED..... | 51 |
| CLAMPS, CHASSIS..... | 48 | INTERIOR COMPONENTS..... | 44 | SAFETY WASHERS..... | 49 | TUBING..... | 50 |
| CLEAVES, SLOT..... | 51 | JACKSHAFT ASM..... | 36 | SEATS..... | 44, 46 | WASHERS, SAFETY..... | 49 |
| CLUTCH..... | 34-35 | JACKSHAFT SUPPORT..... | 37 | SEAT BELT..... | 20 | WEIGHT TANKS..... | 13 |
| CLUTCH ACC..... | 35, 39 | JETS, CARBURETOR..... | 41 | SEAT CUSHION..... | 15 | WHEELS, FRONT..... | 32-33 |
| CLUTCH SAVER..... | 35 | JR DRAGSTER (COMPLETE)..... | 4-11 | SHOCK..... | 45 | WHEELS, REAR..... | 30-31 |
| COIL..... | 40 | KILL SWITCH, EMERGENCY..... | 17, 40 | SHUT OFF, EMERGENCY..... | 17, 40 | WHEEL CHOCKS..... | 19 |
| COIL BRACKET..... | 40 | LEAD SHOT..... | 13 | SMART LIGHT..... | 17 | WINDSHIELDS..... | 44, 46, 48 |
| COLEMAN STARTERS..... | 39 | LEG RESTRAINT NET..... | 21 | SPADE TUBE ADAPTORS..... | 51 | WING, REAR..... | 14 |
| CRANKSHAFT SUPPORT..... | 37 | LIGHT SHIELD..... | 33 | SPARK PLUG..... | 40 | WIRE HARNESS..... | 17 |
| DECALS..... | 15, 17 | LIFT, CAR..... | 18 | SPINDLES..... | 22 | | |

JR COMP/MINI DRAGSTER ITEM INDEX (pg 52-61)

| ITEM | PAGE # | ITEM | PAGE # | ITEM | PAGE # | ITEM | PAGE # |
|-------------------------|--------|------------------------------|--------|--------------------------|--------|---------------------|--------|
| AXLE..... | 56 | CHAIN GUARD..... | 59 | INTERIOR..... | 54 | SPROCKET HUB..... | 56 |
| BEARINGS..... | 56 | CHASSIS..... | 54 | JR COMP DRAGSTER..... | 52-53 | SPROCKETS..... | 59 |
| BELTS, SEAT..... | 60 | COOLANT SYSTEM..... | 59 | MASTER CYLINDER..... | 57 | STEERING SHAFT..... | 55 |
| BODY..... | 58 | DASH..... | 60 | NOSE..... | 58 | STEERING WHEEL..... | 55 |
| BRAKE FITTINGS..... | 57 | ELECTRICAL..... | 60 | PEDALS, BRAKE & ACC..... | 55 | SWITCHES..... | 60 |
| BRAKE FLUID..... | 57 | ENGINE MOUNTS..... | 61 | RACK & PINION..... | 55 | TANK, FUEL..... | 59 |
| BRAKE LINE..... | 57 | FITTINGS, BRAKE..... | 57 | RADIATOR..... | 59 | THROTTLE CABLE..... | 55 |
| BRAKE PADS..... | 57 | FLOOR COVERING..... | 60 | REAR AXLE..... | 56 | THROTTLE PEDAL..... | 55 |
| BRAKE PEDAL..... | 55 | FUEL TANK..... | 59 | REAR WING..... | 60 | TIRES, FRONT..... | 58 |
| BRAKE ROTOR..... | 57 | HARNESS..... | 60 | ROD ENDS..... | 55 | TIRES, REAR..... | 58 |
| CABLE, THROTTLE..... | 55 | HAYABUSA SPECIFIC PARTS..... | 61 | ROTOR, BRAKE..... | 57 | WHEELS, FRONT..... | 58 |
| CALIPER..... | 57 | HUB, SPROCKET..... | 56, 59 | SAFETY WASHERS..... | 55 | WHEELS, REAR..... | 58 |
| CASSETTES, BEARING..... | 56 | HUBS, REAR WHEEL..... | 58 | SEAT BELT..... | 60 | WINDSHIELD..... | 58 |
| CHAIN..... | 59 | HUBS, ROTOR..... | 57 | SPINDLES..... | 55 | WING, REAR..... | 60 |



Kyle Wiens, Kansas
Pinnacle Xtra

ORDER ONLINE @ www.motivationaltubing.com

[Back to Index](#)

Then & Now...

**Motivational
Tubing, Inc.**

**1001 S. Spencer
Newton, KS 67114**

Address Service Requested

Presorted Standard
Postage
PAID
Permit No. 57
Hillsboro, KS



Tim Wiens at Heartland Park,
Topeka, National Event
mid 1990's



2003



Erica & Courtney Enders
Texas Raceway, 1999



Matt Gillen 4.17
Jan 1, 2010 Holt, FL



1st National Event, Indy 1994



Alex Wiens, WCF 2008



Kyle Wiens, WCF 2011



Jr Comp dash with gauges

Thank YOU - our customers...

- * We've been building Jr. Dragsters since 1993
- * In 2012 we added the Jr Comp & became a supplier for an extensive array of parts for Jr Comp & Mini Dragsters
- * We are a family, working together for your family
- * Meeting great people & making friends along the way
- it doesn't get better than that!



Justin Ball Jr Comp 2012



M-T Trailer & Display, ECF